



# Reliable power and energy for everyone, everywhere

Offgrid and Ongrid Swiss made power



# Unlock your solar potential with Studer

## Swiss made power

Energy is essential for meeting human needs: light, heat, health, food, communication and education.

Solar energy has been used to cover basic needs for decades and is now on its way to transform the general energy supply of the world, promising a more sustainable future.

With decades of experience in this field, Studer Innotec offers products for solar energy access in all environments: for remote areas without the electrical grid (Offgrid) and for modern way of life with all the comforts of houses connected to electricity network (Ongrid).



1-2

## Company

Working with Studer is a rewarding partnership that allows you to build business

3-14

## Products

Our extensive range of smart inverters and solar charge controllers are the right fit for multiple applications

15-24

## Applications

Powering a better future together, our aim is to bring sustainable energy everywhere

17-20 Offgrid

21-24 Ongrid

25-26

## Monitoring

Keep an eye on your systems with professional tools

27-28

## Let's collaborate

Partner with us to take your business to the next level

29-38

## Datasheets

All technical details you want to know for each model



3000m (Switzerland)



4100m (Chile)



5000m (Peru)



6510m (Chile)



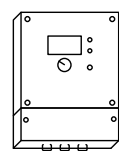
# Clean energy since 1987

The company's factory is in Sion, where our innovating high-quality products are complemented by a human-sized service.

Studer is a family-owned company driven by Swiss innovation with +35 years of experience in power electronics for battery-based systems. Studer works to bring innovative power solution to remote areas, first in the mountains of Switzerland and then worldwide to cope with energy needs in rural electrification. Present in more than 150 countries with a network of 120+ Studer professional partners, Studer already has 500k systems globally installed. Reputation of the brand is built on the robustness and reliability of its products, and this allows our partners to build energy systems with confidence.

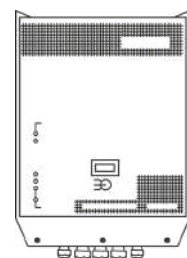
The company manufactures a wide range of excellent power electronic devices proposing exclusive solutions towards the energy transition. 35% of human resources are in R&D, to bring innovative products on the market. Quality and cutting-edge technology allows for unparalleled efficiency and reliability. The design, manufacture and testing activities are made in our ISO certified factory 9001:2020/14001:2020 in Switzerland with 100% renewable energy.

Picture: Sion (Switzerland)



**1987**

**SST-02**  
First solar  
regulator



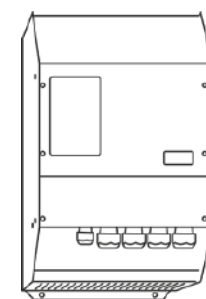
**1995**

**TwinPower**  
First sine  
wave  
inverter



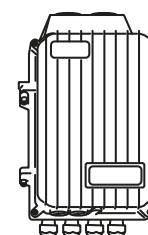
**1998**

**Compact**  
First inverter  
charger still  
produced



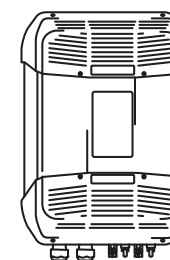
**2007**

**Xtender**  
First Xtender  
multi-unit  
system



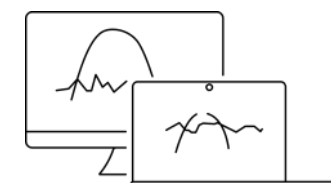
**2011**

**Variotrack**  
First solar MPPT  
charge controller



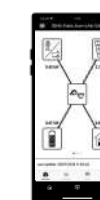
**2014**

**VarioString**  
First High Voltage MPPT  
solar charge controller



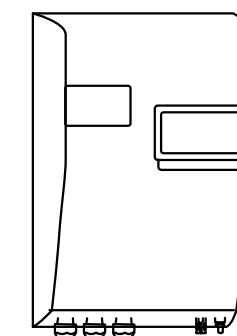
**2018**

**Studer Portal**  
Professional remote  
monitoring and control



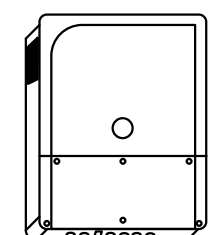
**2019**

**Easy Monitoring App**  
End-user remote  
monitoring



**2021**

**Next3s**  
First 3-phase smart  
inverter charger  
all-in-one



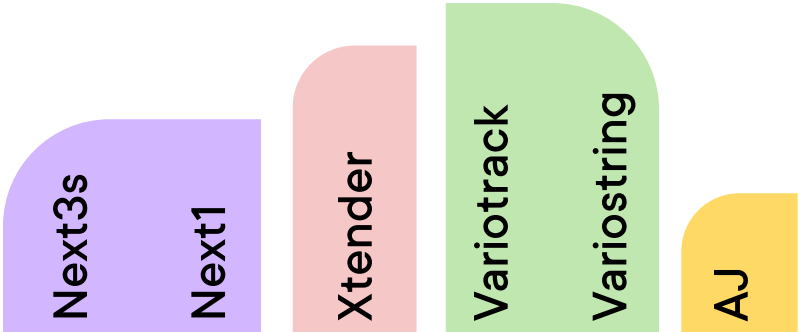
**2025**

**Next1**  
New battery  
inverter/charger for  
multiple applications



# Products

Check out our extensive ranges of products



power range	15kVA	5kVA	700VA	625W	4.2kW	275VA
	-	-	-	-	-	-
	45kVA	20.5kVA	72kVA	75kW	105kW	2.4kVA

Number of models <sup>1</sup>	2	4	25	3	2	40
-------------------------------	---	---	----	---	---	----

Function	Inverter DC to AC	•	•	•			•
	Charger AC to DC	•	•	•			
	Solar DC to DC	•			•	•	option
		MPPT			MPPT	MPPT	PWM
	Gridfeeding	•	•	•			
	Multi-unit operation	3	9	9	15	15	-
	Flex <sup>2</sup>	•	•				

Available for batteries	12V			•	•		•
	24V		•	•	•		•
	48V	•	•	•	•	•	•

Markets	Offgrid	•	•	•	•	•	•
	Ongrid	•	•	•	•	•	

<sup>1</sup> This includes various DC voltages, AC with 230V/50Hz or 120V/60Hz, optional solar variants  
<sup>2</sup> Flex is an AC connection that can be configured as a second input or second output



## Next3s, Next1

A new generation of smart inverter chargers

[Go to page 5](#)

## Integration example (Infra)

A complete energy infrastructure



## Xtender

Multi-functional offgrid battery inverters

[Go to page 9](#)

## Vario

Low and high voltage MPPT solar charge controllers



[Go to page 11](#)



## AJ

Pure sine-wave offgrid inverters

[Go to page 13](#)

# Applications


Experience the future of sustainable power with our innovative solutions for all situations

See details pages 15 to 24

## Offgrid



## Ongrid



### AC Solar Home Systems (SHS) page 17

The simple and robust **AJ series** provides a long-time validated solution for small systems in rural electrification projects.

Larger systems with **Xtender**, **Next** inverters and completed with a range of **Vario** solar mppt chargers.

### Hybrid solar page 17-18

Genset managed in an optimal way with **Xtender** + **Vario**. Beyond your expectations with **Next**: all in one solar hybrid inverter of 15kW that work in parallel up to 45 kW.

### Minigrid village electrification page 19

Centralized systems up to 72kW and smart decentralized minigrid are possible with **Xtender**. DC-coupling or AC-coupling configurations to integrate multiple sources.

### Mobile power page 20

Caravanning, ambulance or boats: all need to have electricity when the engine is stopped

### Solar Backup page 23

With week grids and long blackout, local solar production to complement storage is a must.

### Solar self-consumption page 21

More than solar self-consumption, we propose self-sufficiency: storage of solar energy, operation in case of grid failure with an inverter that is designed with 35 years of experience in offgrid in the **Next** series.

### Smart Energy Management page 22

Intelligent features ready for the grid of tomorrow: integration with EMS, ability to recharge EVs, AC-coupling with grid inverters and more...

### And your application...

Flexibility is a characteristic of our products.

# Next3s

## 100% offgrid, 100% ongrid

3-phase 16 kVA inverter-charger with 2 built-in solar MPPT inputs 8 + 8 kW.

The Next3s is the allrounder that can do it all: management of multiple gensets, 2x surge power in offgrid, different energy management possibilities, AC-coupling, the new AC flex connection, certified with main grid codes and many more...



Wall mounted

Rack 19"



More information

[studer-innotec.com/next3](https://studer-innotec.com/next3)

Page product including technical specifications.

Visit the downloads section for additional documents (datasheet, manual)

## All-in-one

Straightforward installation and wiring. Up to 900Vdc MPPT input and 22 kWp installed solar power for flexible design. Full back-up capabilities with surge power. Compatible with modern grid-codes.

## Multi-units

Possibility of multi-units (3x) for systems up to 45kW  
One transfer of 80A (55 kVA)

## Multiple battery technology

Lithium 48V with CAN-BMS, Lead-Acid, AGM, Super-Cap... (configurable). Advanced management of batteries for life optimization (B.L.O., adaptative SOC, ...)

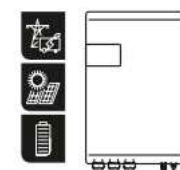
## Double AC-in or AC-out

The unique AC flex smart interface can be configured as a second source or an extra controlled load. Fully monitored connection for open possibilities: generator, EV charger, load management...

## NextOS: open interface

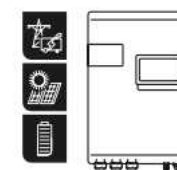
An intuitive smart platform to configure, control and analyse your system. Open to the world with Internet monitoring, OTA update, API and MODBUS RTU/TCP control

## Options & accessories



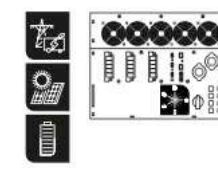
nx3 st

next3 full option (standard)



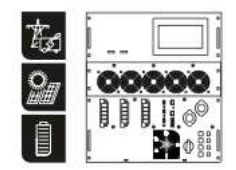
nx3 sti

next3 full option + interface



nx3 rack st

next3 full option (standard)




nx3 rack sti

next3 full option + interface



nx tempSensor

battery temperature sensor

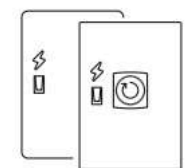


nx interface

next3 user interface



nx wifidongle

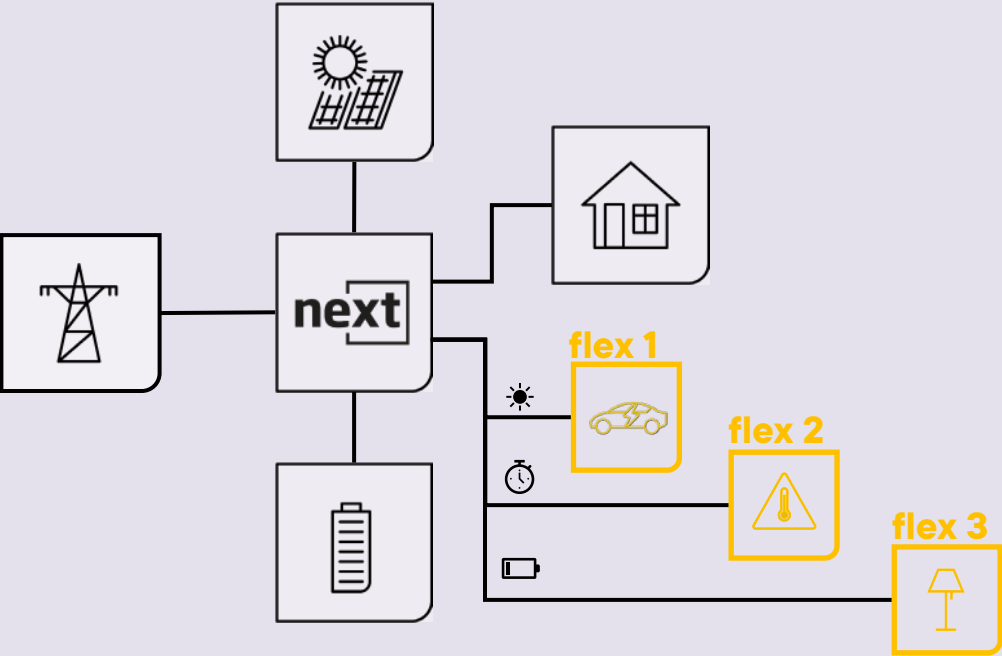


nx bypass box

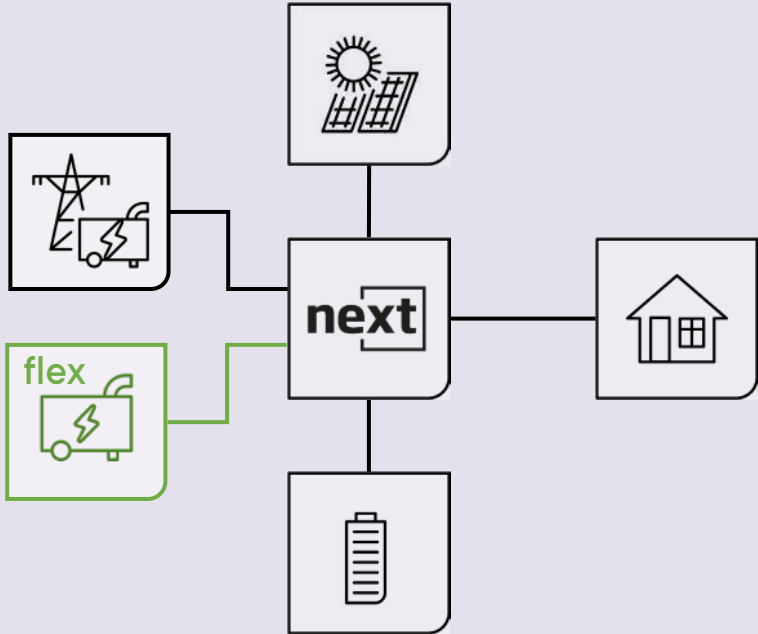


# AC flex, the smart connection

AC flex is a three phased AC connection that can be configured at commissioning to be connected to an AC source or to AC loads, opening a range of possibilities in system design.

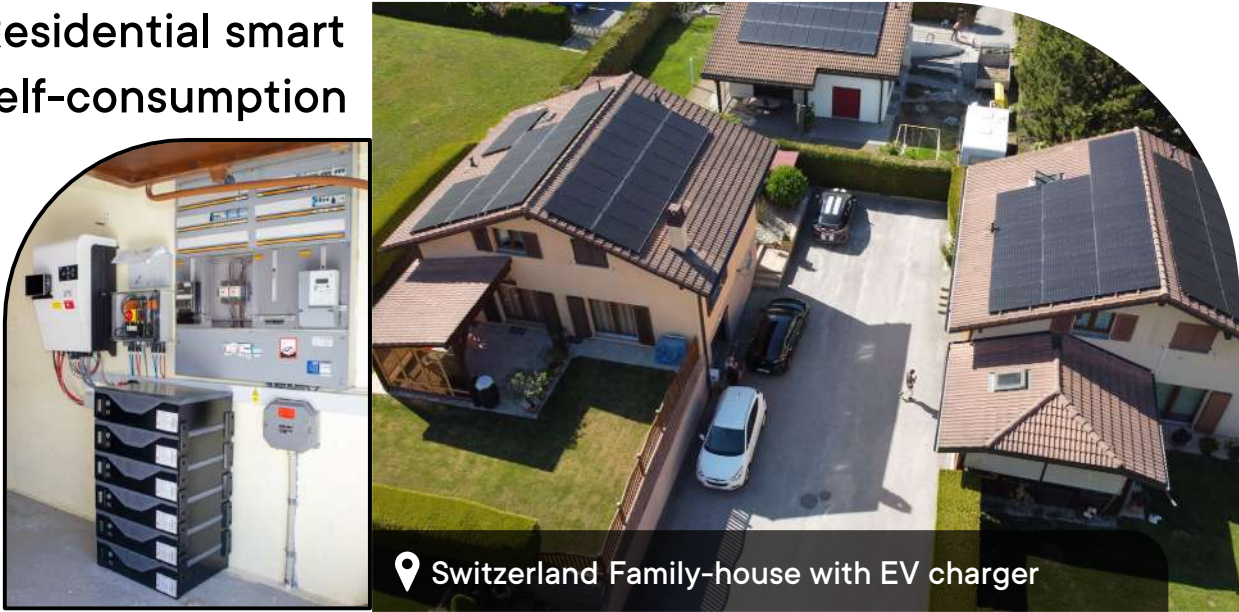


- Use the AC flex connection to manage loads:
- A second fully monitored output, for a better energy use understanding
  - A programmable connection/disconnection for load management (in function of SOC, solar production, grid power, ...), independent for each phase
  - Connection of a solar inverter for a fully monitored AC coupling



- Use the AC flex connection to manage a second AC source:
- Have the standard grid connection complemented by a genset for emergency in case of long blackouts
  - Stage two gensets in Offgrid for fuel efficiency

## Residential smart self-consumption



# Next1

## Smart inverter-charger

The heritage of 35 years of experience: a single-phase smart inverter-charger with low frequency topology ensuring the highest overload capability and the minimum standby consumption. All the best is in it for an unbreakable inverter: robustness, surge power, IP65.



IP65

**nx1 6500-48**  
**nx1 5000-24**  
**wall mounted**



**nx1 6500-48 rack**  
**nx1 5000-24 rack**



More information

[studer-innotec.com/next1](https://studer-innotec.com/next1)

Page product including technical specifications.

Visit the downloads section for additional documents (datasheet, manual)

## 100% offgrid, 100% ongrid

Full backup capabilities with peak power. Integrated double relays transfer switch compatible with last grid codes

## Multi-units

Single-phase, bi-phase, three-phase, parallelling, up to 9 units per system is possible

## Solar AC

AC-coupling of solar inverter for new or retrofit of installations

## Solar DC

DC-coupling with Studer MPPT solar-charger for best efficiency

## Multiple battery technology

Compatible with almost every battery technology. CAN-BMS integrated for lithium batteries and programmable voltage/current control for traditional lead-acid


## Double AC-in or AC-out

The unique AC flex smart interface can be configured as a second source or an extra controlled load. Fully monitored connection for open possibilities: generator, EV charger, load management...


## Embedded nextOS

Built-in connectivity: internet, webinterface, CAN BMS, Modbus TCP: your smartphone or tablet is the new nx interface with all the possibilities at no additional costs

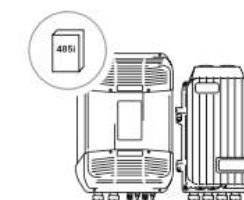
## Accessories and compatibility



**nx interface**  
next user interface



**nx tempSensor**  
battery temperature sensor



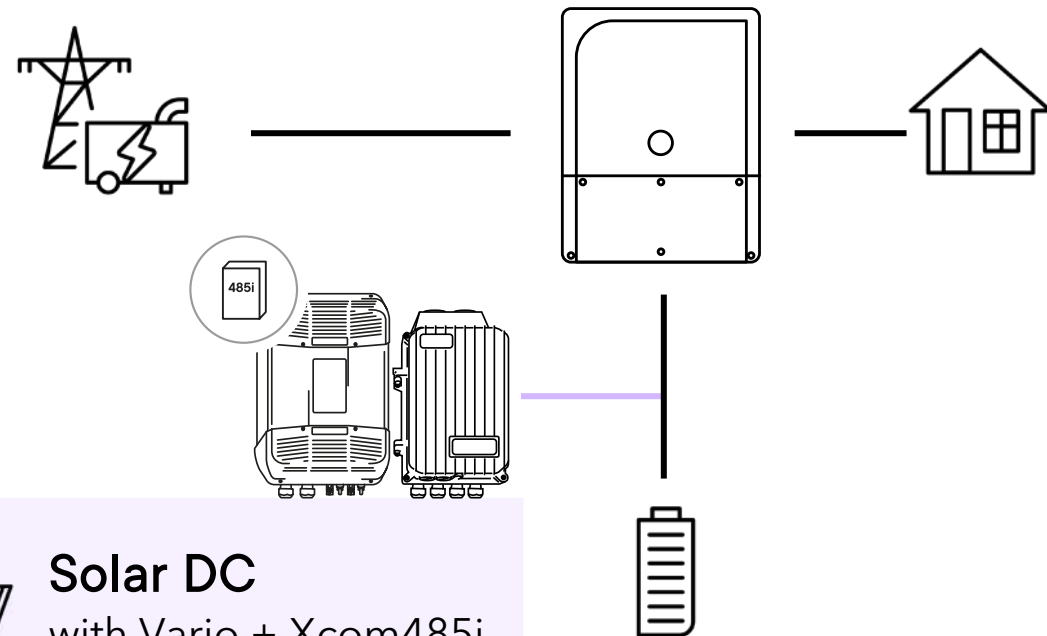
**nx vario**  
solar charger controller



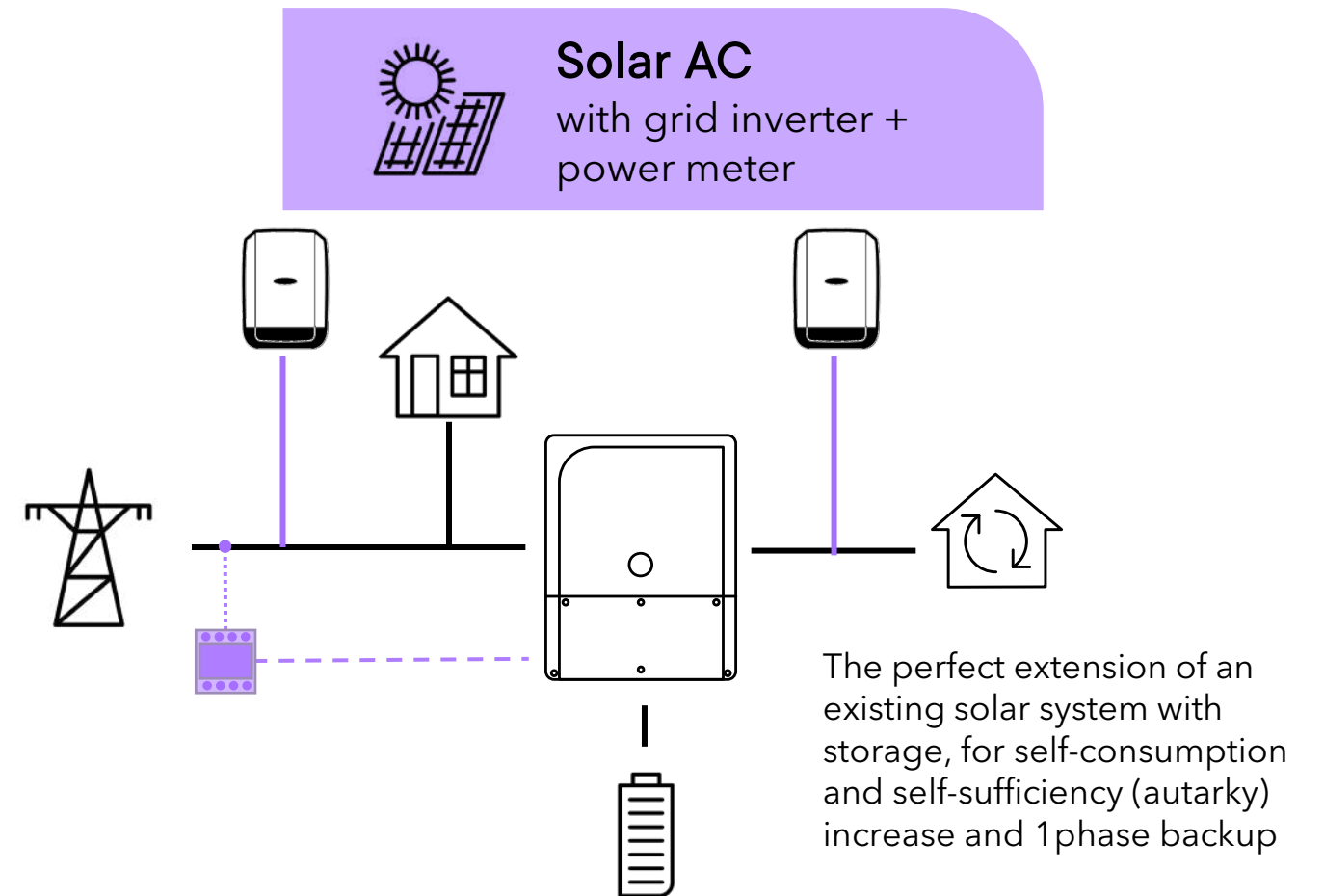
**nx powermeter**  
AC meter for advanced EM



# Full versatility for a great variety of energy applications



**Solar DC**  
with Vario + Xcom485i



The perfect extension of an existing solar system with storage, for self-consumption and self-sufficiency (autarky) increase and 1phase backup

## Your phone is the new nx interface



### Everything is included in nx1 !

Interface, wifi, internet monitoring, local datalogging on USB stick.

Rack 19" or wall-mounted version  
Included 80A transfer switch with double relay for ENS  
AC flex smart energy management 50A  
Ultra-low self-consumption  
Up to 9 units (1, 2 or 3-phase, up to 3 in parallel per phase)  
IP65 for the highest reliability (wallmounted version)  
2 digital inputs, 2 analogic inputs, 2 auxiliary outputs  
Embedded communication: internet, wifi, webinterface  
Open communication with Modbus TCP, 485 for accessories  
Sinewave quality with minimal THD





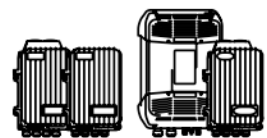
# Xtender

## Multifunctional offgrid battery inverter-charger

A single-phase smart inverter-charger with low frequency topology ensuring the highest overload capability and the minimum standby consumption. Available for 12, 24 and 48V batteries.



## Compatible devices and accessories



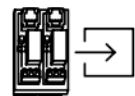
**vario**  
solar charge controller



**ecf 01**  
Cooling fan for xts



**xconnect**  
Three-phase mounting frame  
for xth



**arm 02**  
External auxiliary contacts  
module



**rcm 10**  
Remote control module



### More information

[studer-innotec.com/products/#xtender](https://studer-innotec.com/products/#xtender)  
Page product including technical specifications.  
Visit the downloads section for additional documents (datasheet, manual)

### High overload capacity

3x nominal power

### Low consumption

1W in standby mode

### Multiunit

Parallel, three-phase, split-phase, up to 9 units (72 kVA)

### Distributed minigrid

Scalable configurations for rural electrification

### Operating modes

ESS, solar priority, backup, UPS, peak-shaving, active filtering

### Transfer time

Ultra-fast source connection/disconnection (0-15ms)

### Solar AC and DC

AC-coupling of solar inverter for new or retrofit of installations. DC-coupling with Studer MPPT solar-charger for best efficiency

### Multiple battery technology

Compatible with almost every 48V battery technology. CAN-BMS integrated for lithium batteries. 24V model for traditional lead-acid

### Interface

Fully programmable with access to more than 300 settings with RCC

## Advanced battery accessories



**bts 01**  
Temperature sensor

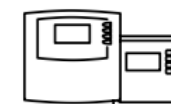


**bsp**  
Advanced battery processor  
(lead-acid)



**xcom CAN**  
Communication with  
lithium BMS

## Display, datalogger, monitoring and communication



**rcc 02/03**  
Configuration, display,  
datalogger



**xcom LAN/GSM**  
Remote monitoring  
(Portal & App)



**xcom 232i/CAN/485i**  
Communication bridges  
(openstuder)



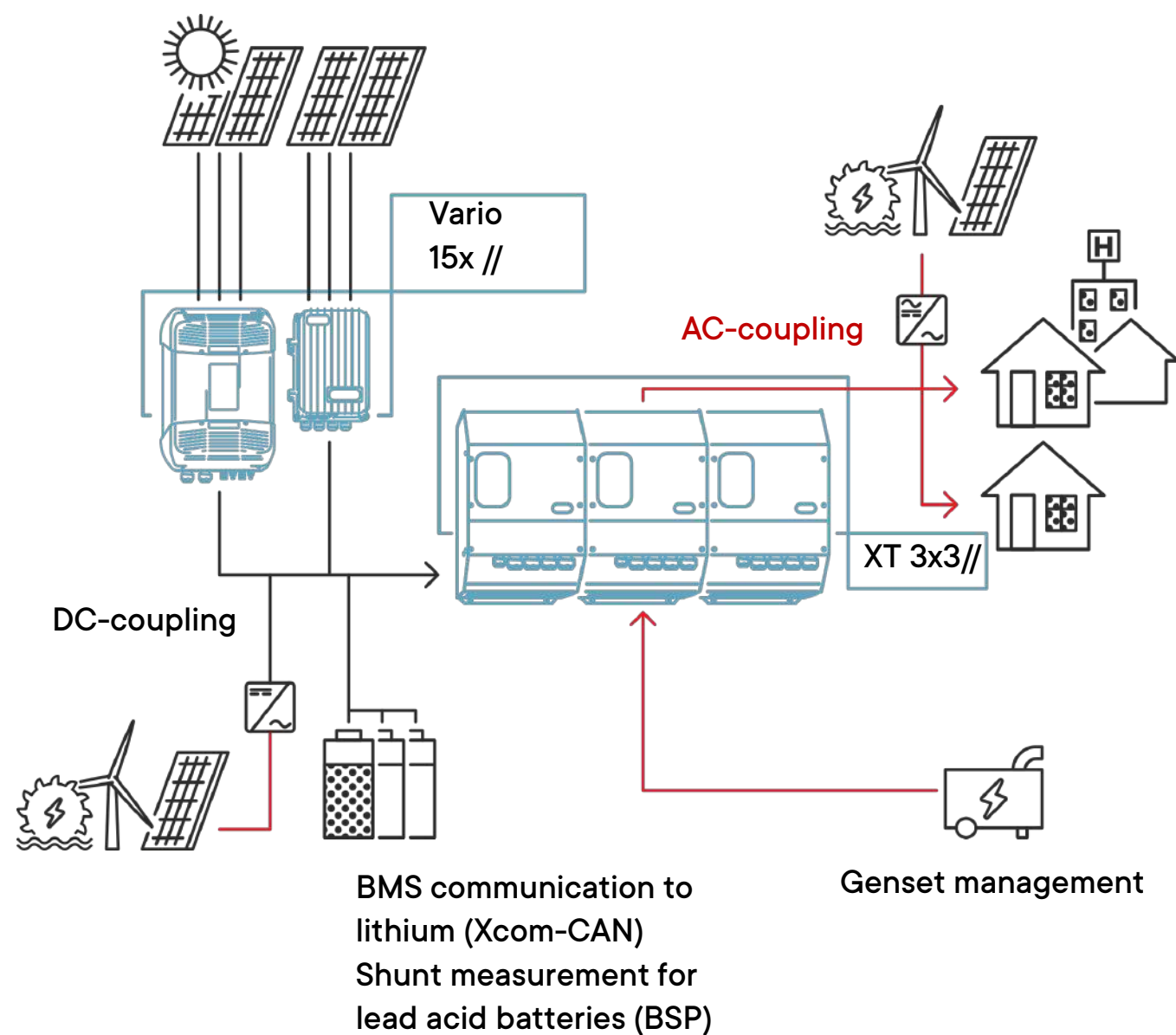
# Offgrid and solar backup

The Xtender is the best choice from simple hybrid systems to large multi-unit systems, proven by thousands of systems in operation worldwide!

It works as a fully integrated system with the solar MPPTs of the Vario series and multiple accessories.



72kW hybrid offgrid system in South Africa



Powering huts of the Swiss Alpine Club



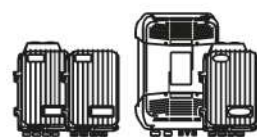
# Vario

## Low voltage (Variotrack) and high voltage (Variostring) MPPT solar charge controllers

A range of solar chargers able to cope with any solar modules configurations.



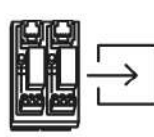
## Compatible devices and accessories



vario  
solar charge controller



xtender  
battery inverter



arm 02  
External auxiliary contacts module



ecf 01  
Cooling fan for xts



### More information

[studer-innotec.com/products/#vario](https://studer-innotec.com/products/#vario)

Page product including technical specifications.

Visit the downloads section for additional documents (datasheet, manual)

## Build systems

Up to 15 Variotrack/Variostring in parallel on the same communication bus (105kW/180kW), compatible with Xtender and next inverter ranges

## Design flexibility

Variotrack: low voltage PV up to 150V

Variostring: high voltage PV up to 900V, save installation costs.

## Low internal consumption

<1W in night time mode

## Hydro & Wind

Suitable for any DC input voltage

## Open configuration

Fully programmable charging curve and PV algorithm

## Advanced battery accessories



### bts 01

Temperature sensor



### bsp

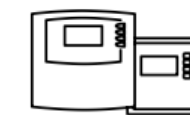
Advanced battery processor  
(lead-acid)



### xcom CAN

Communication with  
lithium BMS

## Display, datalogger, monitoring and communication



### rcc 02/03

Configuration, display,  
datalogger



### xcom LAN/GSM

Remote monitoring  
(Portal & App)



### xcom 232i/CAN/485i

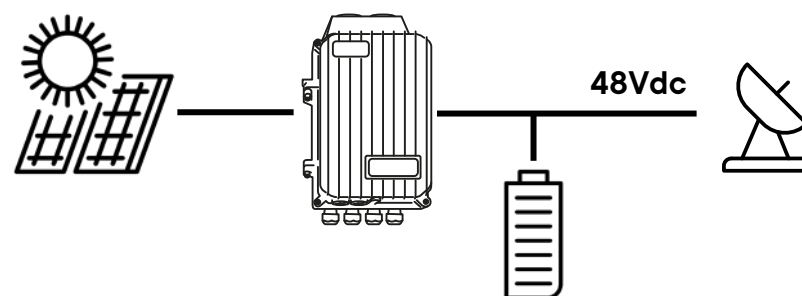
Communication bridges  
(openstuder)



# Versatile solar MPPT charge controllers

The Variotrack and the Variostring work together with Xtender, Next1 or Next3s to build integrated solar systems.

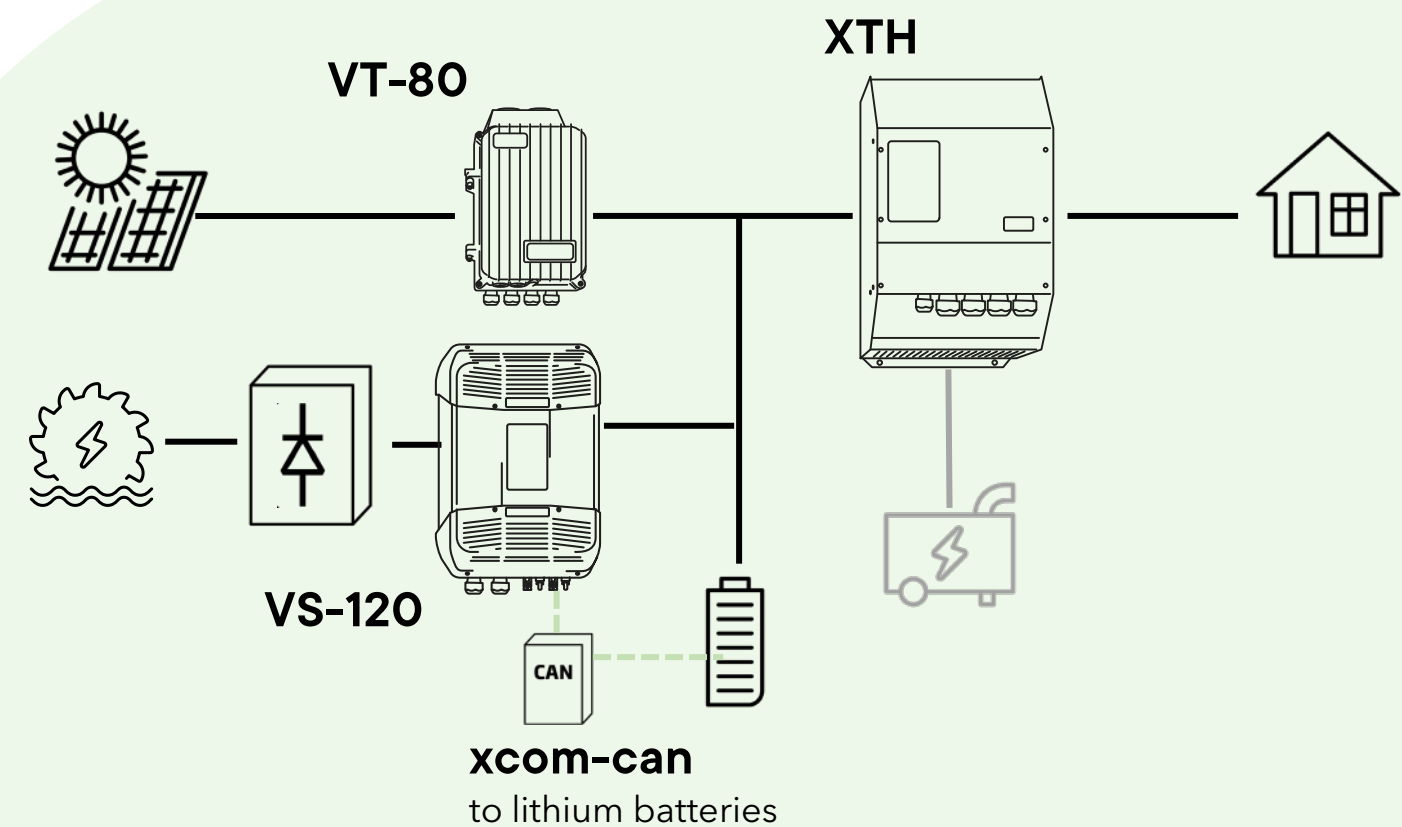
It can work very well alone in purely 48V system like in telecom applications.



Itelazpi offgrid telecom tower, Spain



Cabane des Audannes: an appreciated trekking destination in the Alps, powered by solar and pico-hydro with a Studer system



The Vario chargers have been used in standard solar systems as well as in special applications (pico-hydro, DC/DC converters, DC-minigrids) thanks to their flexibility in programming.



AJ

Reliable and compact for your small to medium sized system

The AJ series pure sinewave inverters convert battery voltage into high quality 230/120Vac which can be used for all electrical appliances.  
Highly demanded for large electrification project due to its long track record of reliability.



Range overview

4 sizes of enclosure, all with each 3 standard battery voltage of 12/24/48 V and with a PWM solar charger in option.

	AJ 275-400	AJ 500-700	AJ 1000-1300	AJ 2100-2400
Nominal battery voltage	12/24/48 Vdc		12/24 Vdc	
Continuous power 25°C	200 - 300 VA	400 - 500 VA	800 - 1000 VA	2000 VA
Power 30 min. 25°C	275 - 400 VA	500 - 700 VA	1000 - 1300 VA	2100 - 2400 VA
Power 5 sec. 25°C	450 - 1000 VA	1000 - 1400 VA	2200 - 2800 VA	5000 - 5200 VA
Output voltage frequency	sine wave 230 Vac (120 Vac*) ±5% 50 Hz (60 Hz*) ± 0.05 % (crystal controlled)			
Weight	2.4 - 2.6 kg	4.5 kg	8.5 kg	18 - 19 kg
Dimensions h/w/l	142/163/84 mm	142/240/84 mm	142/428/84 mm	273/399/117 mm
Ingress Protection	IP 30		IP 20	
Remote control	rcm01/02/03		jt8	

High overload capabilities

2.5 times the nominal power P<sub>nom</sub>

Low internal consumption

<1W in standby mode, low consumption ON with LF topology

Battery Lifetime Optimization

BLO function protects battery aging

Make the job

Pure sinewave, supply to any type of appliance, full internal protection, robust and proven

Plug and play

Supplied with DC and AC cables

Offroad

200% offgrid

Available in a large range with many options

Options

 <b>version s</b> Integrated solar charger	 <b>version 01</b> AC out 120Vac & 60Hz	 <b>version 02</b> AC out 120Vac & 50Hz
 <b>version 03</b> AC out 220Vac & 60Hz	 <b>version rcm01</b> Start up when contact closed	 <b>version rcm02</b> Start up when voltage preser
 <b>version rcm03</b> Start up when contact open	 <b>version s</b> Integrated solar charger	 <b>version 01</b> AC out 120Vac & 60Hz
 <b>version 02</b> AC out 120Vac & 50Hz	 <b>version 03</b> AC out 220Vac & 60Hz	 <b>jt8</b> remote control

More information

[studer-innotec.com/products/#aj](https://studer-innotec.com/products/#aj)  
Page product including technical specifications.  
Visit the downloads section for additional documents (datasheet, manual)

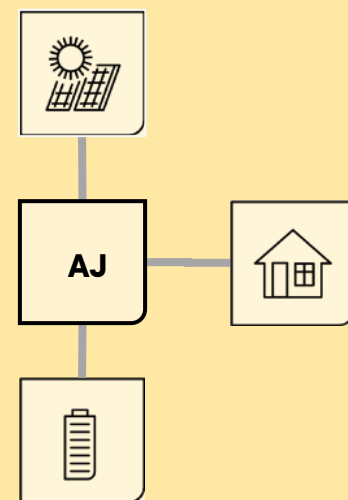




## AC Home

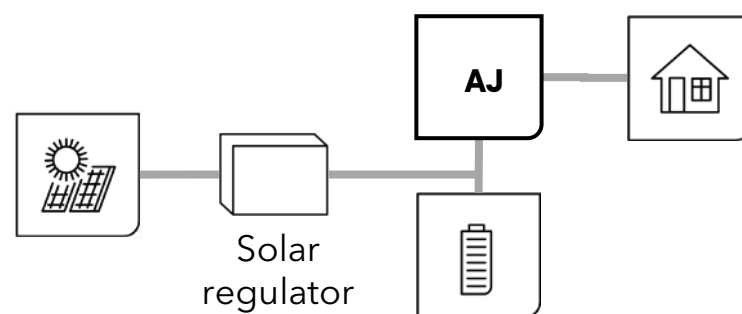
Solar Home Systems (SHS) play a crucial role in rural electrification by addressing basic needs in areas where access to electricity from the main grid is limited or unavailable. Here are some of the basic needs covered by SHS in rural electrification:

- Lighting
- Communication: phone charging, radios or televisions
- Education: With lighting provided by SHS, children can study after dark, improving educational opportunities and academic performance
- Healthcare: power medical equipment and fridges
- Productivity: powering equipment and machinery
- Water Pumping



All in one SHS with solar option (-S)

Advantage of AC is the use of commonly available and today efficient AC appliances.



Pure sinewave inverter for houses, mobile applications or specific applications



Water pumping and disinfection



## Rural electrification projects

The AJ inverter is recognised and advised by NGO and governments. Not the most modern device but known for its reliability in the field.






# Offgrid solutions

- Solar Home Systems, SHS
- Hybrid systems
- Village electrification, minigrids
- Telecom
- Mobile applications
  - Caravaning
  - Leisure vehicles
  - Professional vehicle




# Ongrid solutions

- Enhance your residential or small commercial and industrial system with:
- Selfconsumption and Selfsufficiency (Autarky)
  - Backup - Grid blackouts ready
  - Extension/retrofit of existing solar
  - Grid booster



## What can you do with the Studer products?




Integrate multiple sources of energy

Full grid interactive

Advanced genset management

Full backup, devices made for offgrid, no derating



Ready for all types of batteries. Compatible with a large number of BMS

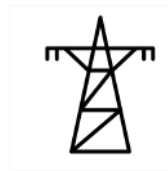


# We bring solutions to each situation

Unique technical features of Studer inverters, do not hesitate to ask for more

## I have a weak grid with a low power connection capacity

Our device performs **peak shaving** function with the **Smart Boost**, which means above a given load, the power automatically comes from the battery to compensate. Very useful with underdimensioned grids or limited connections.



## My generator doesn't stand asymmetrical loads

The smart **phase balancing** of the Next3s associated with the artificial inertia algorithm guarantee optimal use of genset.




## Can you guarantee that your inverter will be able to start my load?

**Surge power** capacity is a tradition in Studer products. It is very important in offgrid systems to cope with starting loads and transitions. That is where we make a difference! Did you know that asynchronous motors have starting current up to more than 5 times the nominal?



## I have a weak grid and I want to have a backup genset

The Next can be configured with two AC sources (grid + genset). The **AC-Flex** input port can be used for the connexion of a genset as backup. Xtender can also manage two sources with an external ATS.



## I'm producing on phase1 and consuming on phase2. The balance is zero but my DSO charges for the consumption

The **smart phase balancing** compensate just what is necessary to minimize your bill. A full grid phase balancing is possible, in that case the power taken on the AC-source is always absolutely symmetrical.

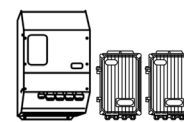


## I need larger power than the biggest inverter

Our Xtender inverter can work in multi-units system 3x **parallel** and in **3 phases**, building systems up to 72kW. The Next3s is a three phased inverter that can work in parallel up to 3 units / 45kW.

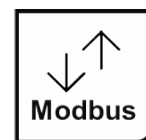


## I only need 3-phased AC for a small motor; the rest is 1-phased



A system can be **asymmetrical in threephased**: it is possible to have a strong phase with a large inverter (XTH) and weaker phases with smaller models (XTS). It is also possible to have multiple units on one phase only.

## I need an integration in the SCADA system of the building



This is possible with standard communication, **MODBUS** RTU (Xtender, Next) and MODBUS TCP (Next) with opensource examples and ressources available (GitHub).

## I want to perform load shedding with various modes of operations



The Studer inverters have freely **programmable contacts** and **input**. This allows for simple automation tasks without external PLC. The **AC-flex** of Next series is a monitored connection that can be freely programmed.

## My batteries are expensive, how to make them last as long as possible



Intelligent management is in all our products. Algorithms are embedded in all units to control the depth of discharge (DOD), the regular recharge for calibration. See the **B.L.O. (Battery Life Optimizer)** in AJ and Xtender and **adaptive SOC** function in Next3s.

## I need to understand what happened in my customer's system



Monitoring tool with advanced technical details is available for the professionals on our **webportal**. Easy Monitoring App is simpler and more dedicated to the end customer.



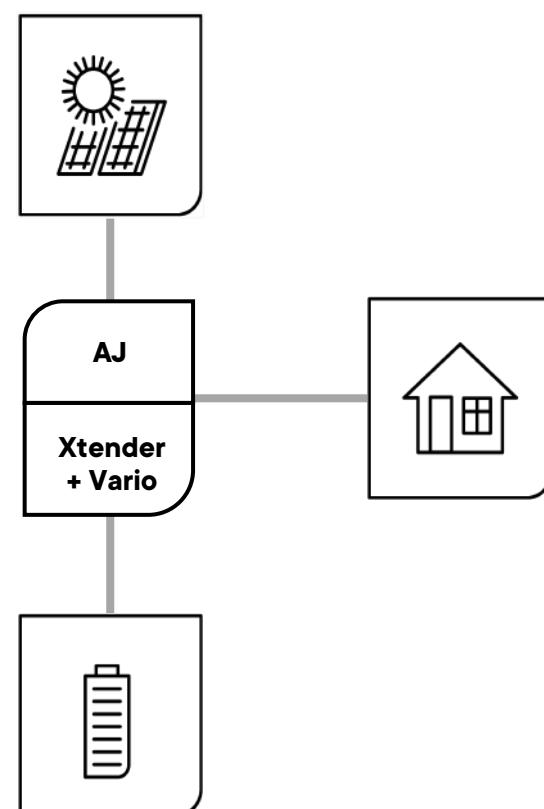
More questions? Contact our team





# Offgrid applications

Proven, reproduced thousands of times, reliable

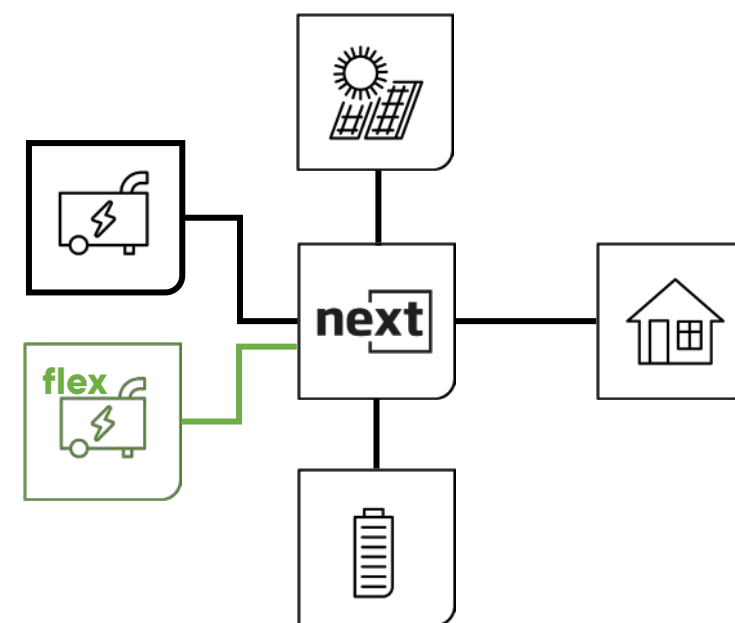


Solar home system in altitude in the Swiss Alps

## AC Solar Home Systems SHS

SHS power small houses with the basic needs in AC: lights, phone recharge, fridges for food and vaccines in hospitals.

AJ, Xtender and Vario families have been extensively used in rural electrification programs and they are still today a reference for their reliability and robustness, ensuring the maximum system and battery lifetimes.



## Hybrid systems

Use of a genset allows to complement the energy needs in offgrid systems in case of bad weather or high demand. Xtender is able to generate single phase or three phased system up to 72kVA. The Next3s is an all in one revolutionary solar hybrid inverter designed to cover all the cases we met in 35 years of experience. 3 Next3s can make systems up to 45kW.



Hybrid systems for a school in Malaysia



The energy access solution of Studer-Innotec was awarded with the Solar Impulse label for efficient solutions. Compared to the traditional use of diesel genset, the hybrid systems allows for a great reduction of fuel use and then reduction of CO2 emission.

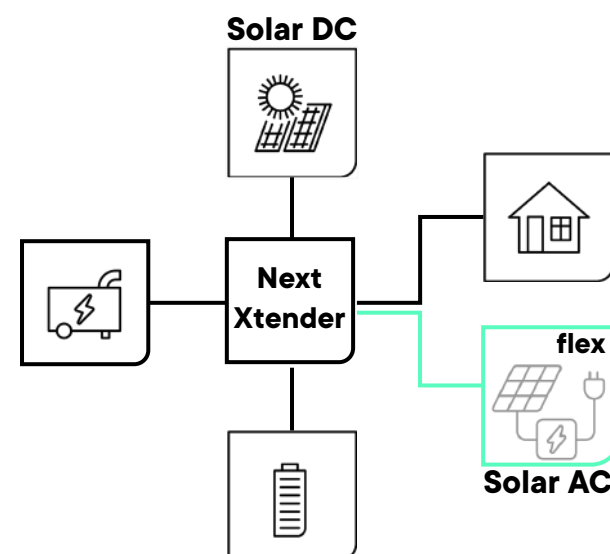


**System Design:**  
Flexibility is a key point of  
our products, ask us we  
have the solution

## AC-coupling

The AC-coupling is the principle of using separated battery inverters and PV inverters in the same system. The different elements are connected via the AC lines and therefore the name AC-coupling.

In island mode, the battery inverter (the Next3s/Xtender) creates the voltage/frequency of the local grid and the solar grid inverters synchronize and connect to that local grid as if they were on the normal grid. In this kind of system, the solar production is directly consumed by the AC loads. With a connection of the PV-inverter to the AC-flex of the Next3, this production is fully measured and monitored by the Studer system.



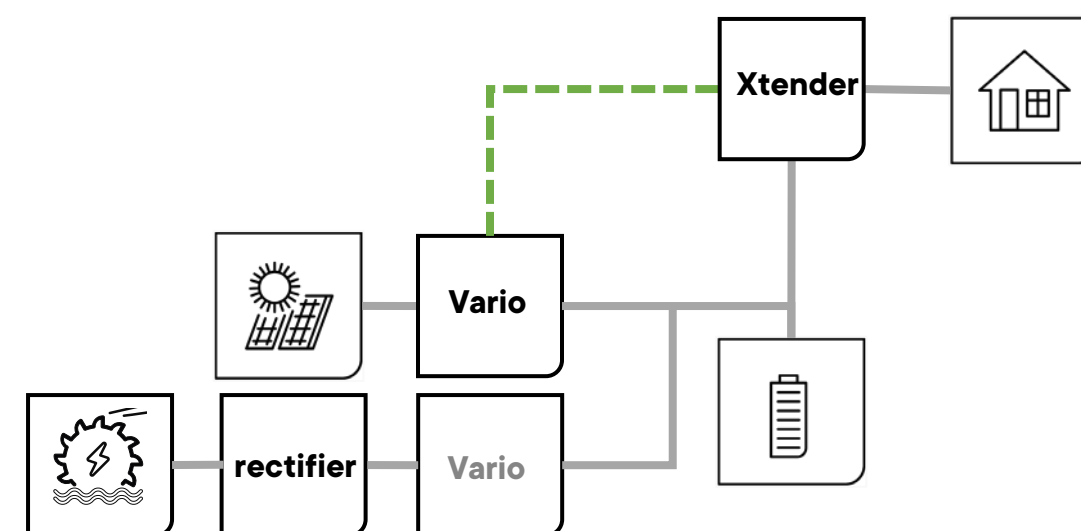
DC+AC-coupling system in South America



Pico-hydro turbines working with VS and Xtender in Nepal


## DC-coupling with multiple sources

Various sources can be easily integrated into the common point of the battery. Variostring has a wide input range for voltage and has been working with various AC generators (synchronous, asynchronous self-excited + rectifier).



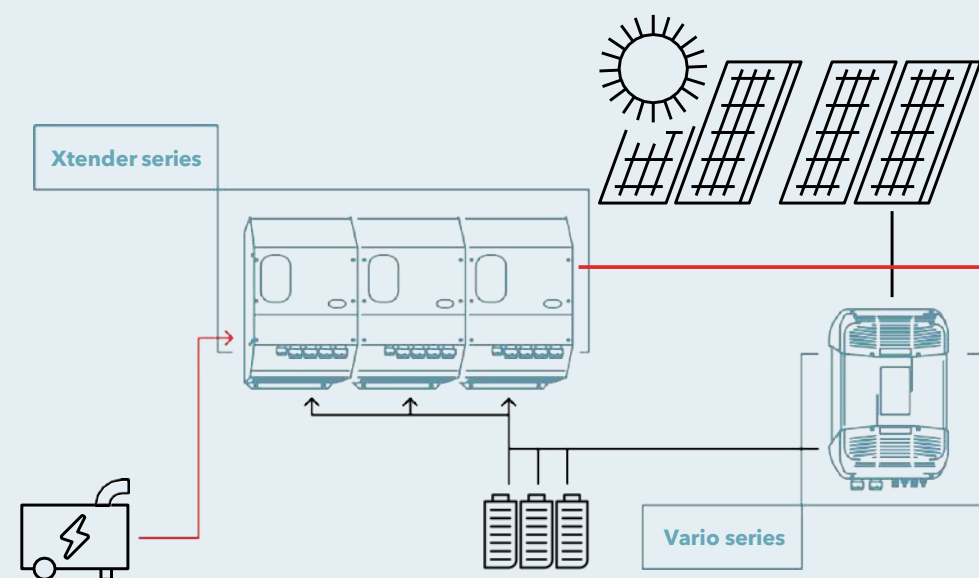


# Minigrid for rural electrification



A minigrid is a small island grid working locally.  
A centralized energy system creates the grid, and a distribution system reaches the consumers.  
Studer Innotec developed a series of functionalities to be the centralized system or be distributed interactive systems coupled by AC.

## Central system



### Diesel generator / Mains

AC sources like diesel generators can recharge the batteries during weak renewable production time or peak power consumption in the Minigrid to secure the system. Automatic handling of the Start and Stop by the central **Xtender**.

The system may be connected to a future public grid by this point.


### Battery

The advanced battery management system of the **Xtender** and **Vario series** allows to use most types of battery technologies like: AGM, Gel, Flooded Lead-acid, NiCad, NiFe, Redox Flow or Lithium.

### Monitoring

Different types of monitoring are possible:

- **RCC 02/03** remote control unit focal on-site monitoring including datalogging and programming.
- **Xcom LAN/GSM** for monitoring and datalogging with internet access.
- **Xcom 232i /CAN** for a communication with an external monitoring device.



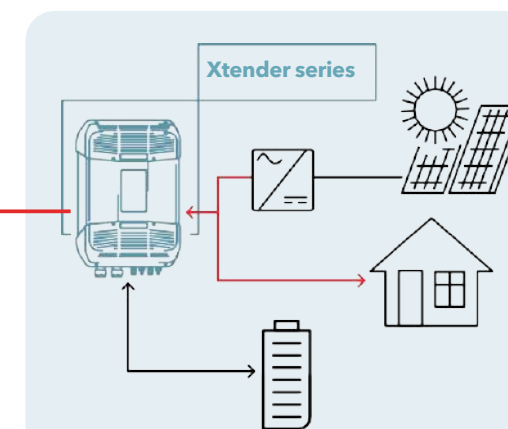
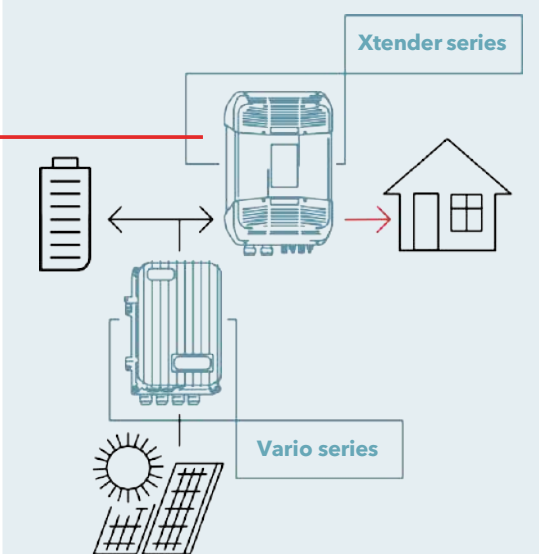
## Grid feeding

Producer of renewable energy feeding back to the minigrid. Most of grid-tied inverter brands are compatible for this application.

## DC Coupling

Back-up system which includes a local solar production. This configuration allows to use in priority the own produced solar energy and to minimize the grid consumption.

The **Xtender** is automatically managing the energy flow to use a maximum of the local produced solar energy by the **Variotrack** or **Variostring**.



## AC Coupling

Local production of solar energy by a grid-tied inverter. This configuration includes a backup function and the solar overproduction is fed back to the minigrid.

The **Xtender** is able to control the grid-tied inverter by frequency shifting and thereby manage the battery charge.

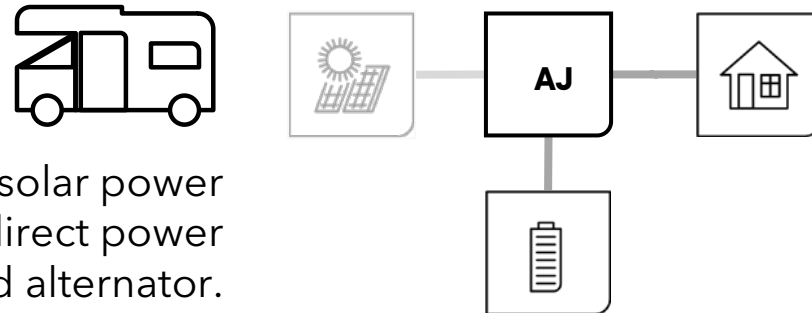
## Loads

Direct energy consumers of the minigrid, like small households or communal consumers (eg. Streetlights). Typical pay-as-you-go consumer with different tariff scales. Different tariff schemes and management models can be implemented.


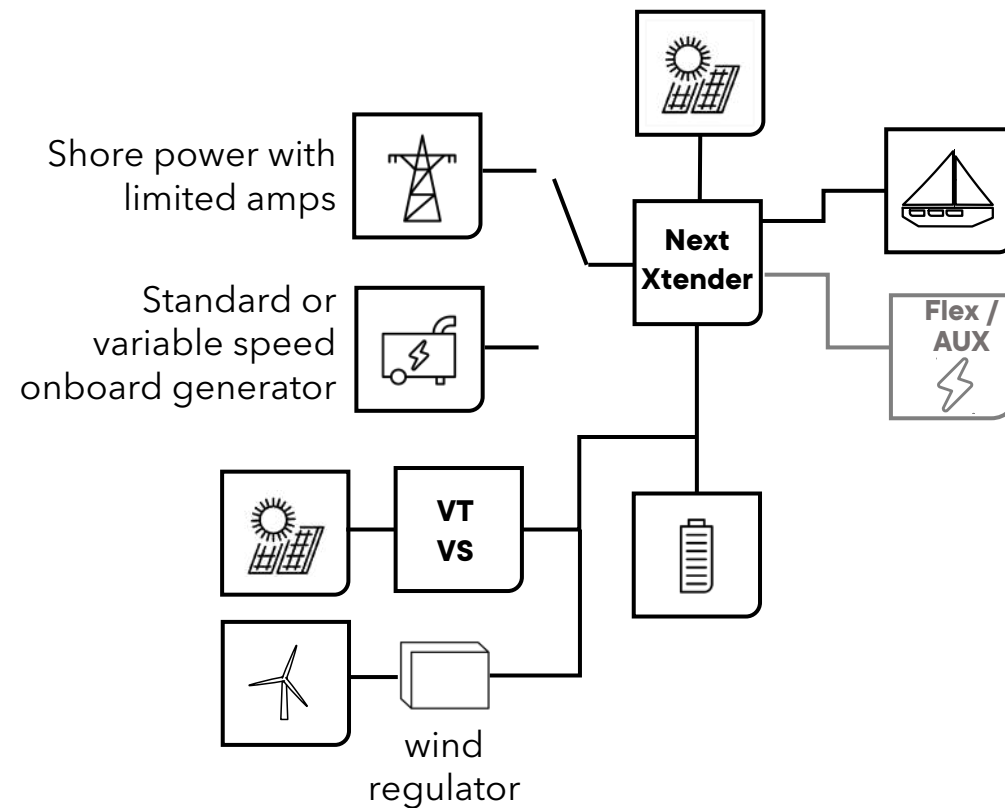




# Mobile applications



Caravanning with solar power from the roof or direct power from the battery and alternator.



Silent onboard power from batteries for boats. When connected to the pier with limited shore connection the Smart Boost adds power from the battery to supply the loads.



## High altitude world record expedition

DPP innovation with its off-road vehicle powered by our vt65 has set a world record in December 2023 for an electrical vehicle by climbing at 6510 meters above sea level in Chile at the Ojos de Salado.

The vehicle incorporates 5 solar charge controllers vt65. We were in contact with the development team during the design of the electric system.





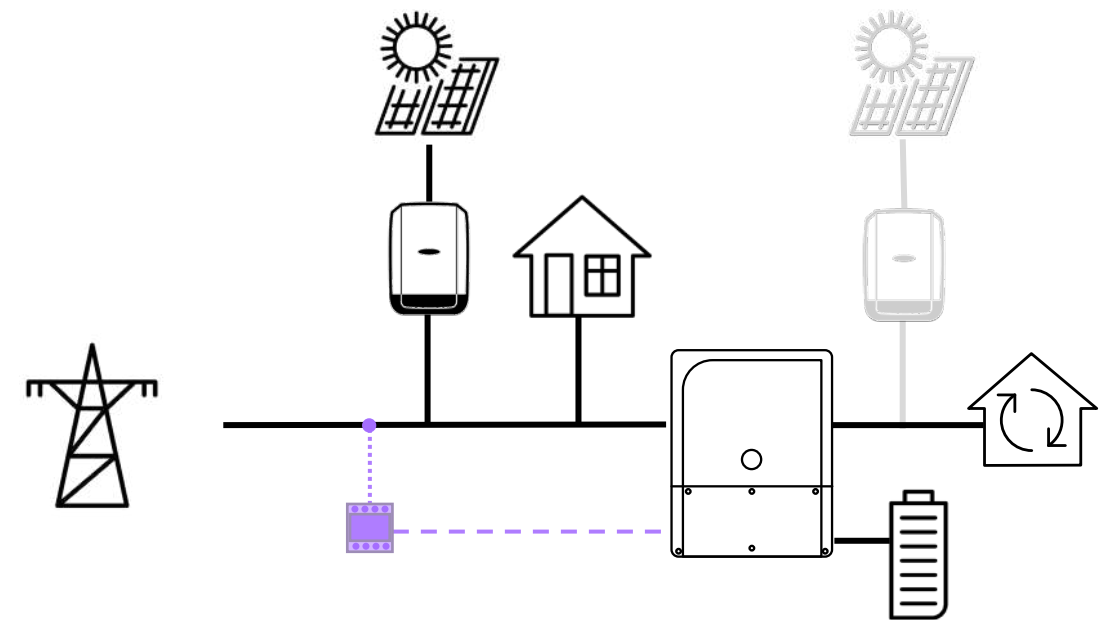
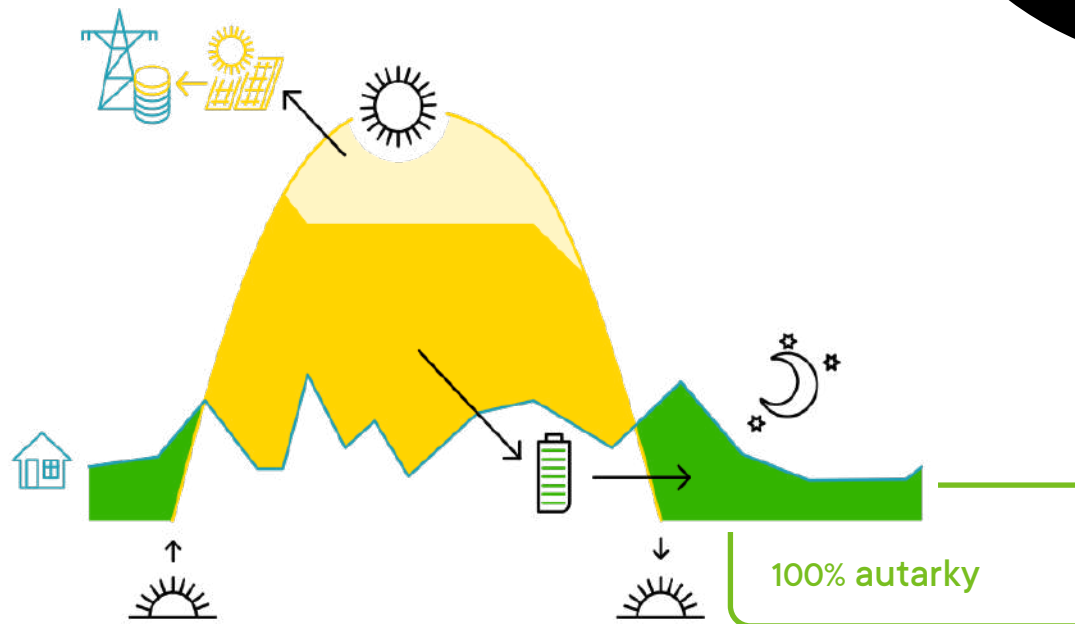


# Ongrid applications

The offgrid model to maximize autonomy for grid-tied systems

## 16kW, 100% offgrid -100% ongrid, why?


The Next3s is a three phased 16kW. It can cope with all the loads of a house at the same time, including an 12kW EV charger. In case of blackout the house can continue to be fully powered in offgrid mode without compromise. AC flex output allows for energy management with loads.



## Self-sufficiency


A new approach for solar installations

More than self-consumption, we propose self-sufficiency: storage of solar energy during the day, supply of loads with your energy during the night, operation in case of grid failure. A step towards energy autarky. Install a Next3s at the input of your house and it manages it all.



## Retrofit

Adding storage on existing grid feeding systems



The Next1 can be added very simply to a system with a power meter measurement on the building introduction. A single-phase the grid inverter can be connected directly on the AC flex port and work in case of grid failure. The Next3s allows for extension with more solar and storage. It can work with any modern inverter in an AC-coupling scheme. It is placed at the input of the house, manage all the power fluxes.



# Special ongrid applications



## Smart Energy Management

Develop your own product: you can design your control of the system with the unique opportunity to take full control of the storage. This is enabled with open communication with MODBUS TCP and RTU.

Compatible with existing energy management systems (EMS) like Solar Manager.

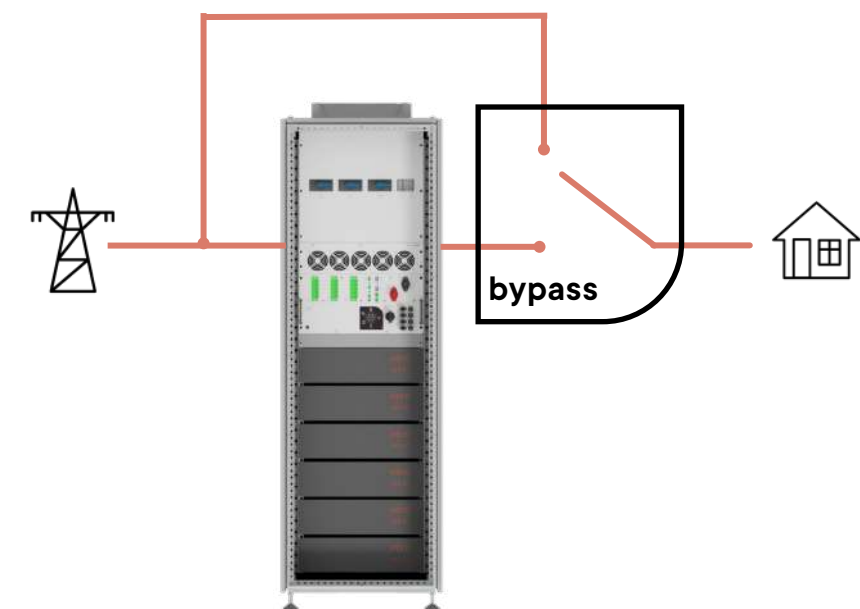
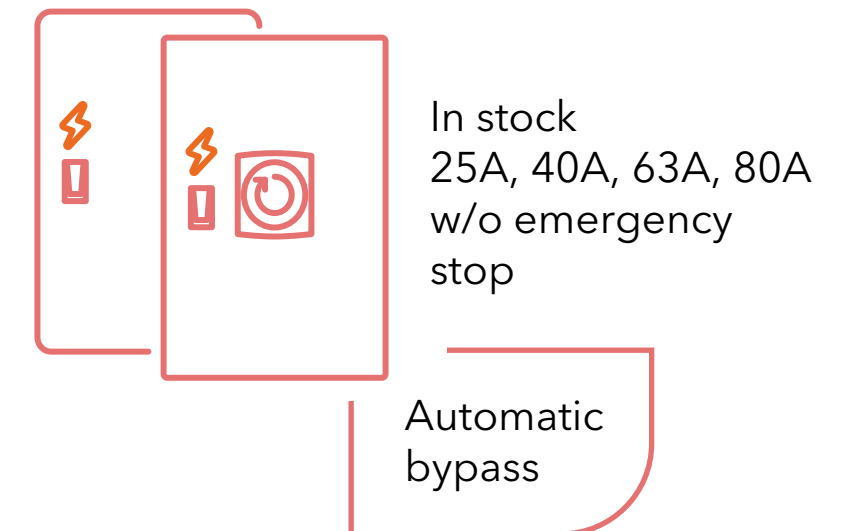


## Advanced monitoring

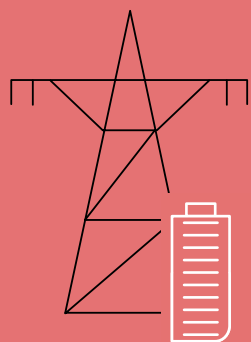
Beyond the nice-looking designs for end customers, our monitoring portal is made for professionals... But yes, we also have the nice looking and simple Easy Monitoring APP for the end user.

## Bypass box

An automatic bypass for servicing the inverter is available in option. Add redundancy to your system!



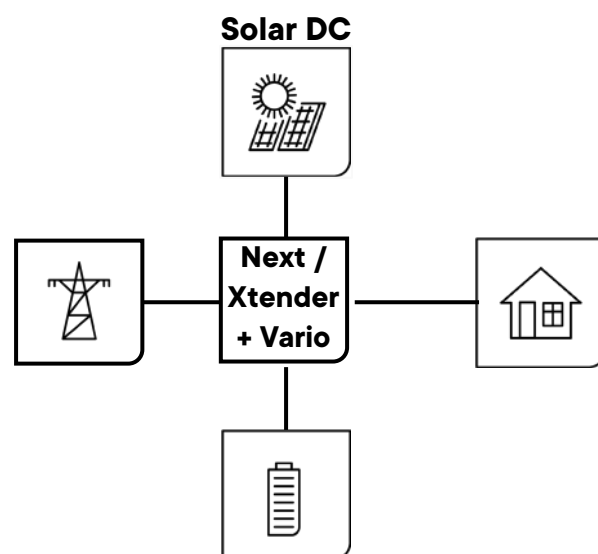




## Grid backup

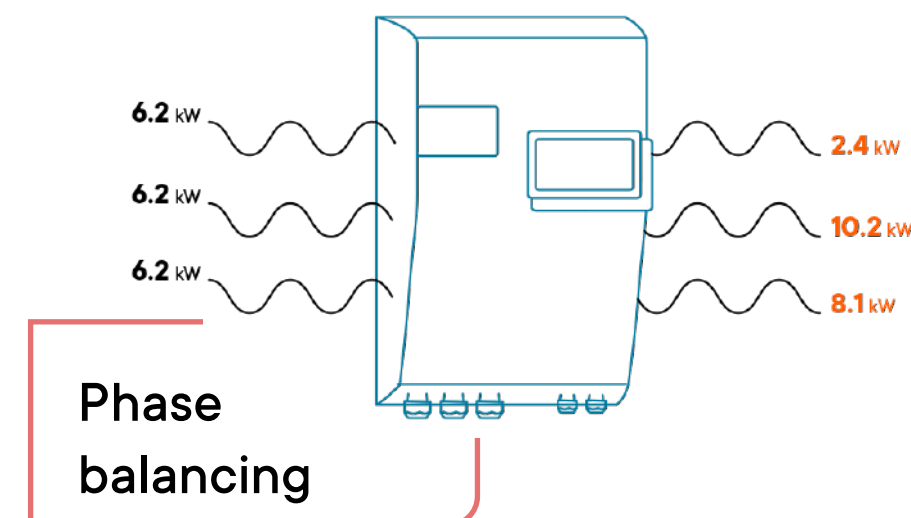
Stay powered with unreliable grids. Solar and batteries give you security.

Kerala is well known for its lush vegetation. It has a wet and maritime tropical climate, influenced by the seasonal heavy rains. During this monsoon period, power failures due to trees falling is common in rural areas. In 2018, monsoon caused floods in Kerala and power failure in most of the rural parts for more than 3 days.



## Grid services

Flexibility is one key point of our product: ask us we have the solution




Solar backup in Kerala, India



The grid can be present but with limited capacity and quality. Our inverter charger can perform:

- **Peak-shaving:** peak power can be compensated automatically by the battery. That allows per example to override the grid connection limitation
- **Quality survey :** the installation can automatically disconnect if the quality is poor
- **Single to three phased supply:** two phases created by the inverters to supply three phased loads (motors)
- **Phase balancing:** limit actively the unbalance and even transfer power from one phase to the other
- **Zero feed-in:** zero grid feeding means that no energy is fed into the power grid. Solar is used for the load and excess goes to the storage, never to the grid
- **Load shifting:** with changing electricity prices during the day, storage allows for a bill optimization. That is good for the economics and for the grid



## Grid booster

Stabilize grid with only storage solution (end of line or high renewables penetration)



# Next3s rack: integration example

Infra: a complete energy infrastructure in a cabinet

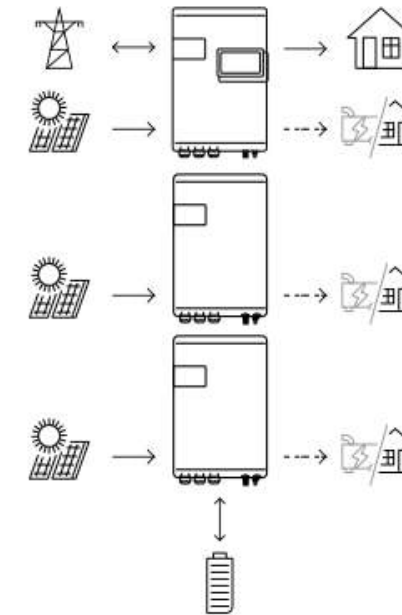


All-in-one plug-and-play energy solution  
Next3s rack, smart energy management  
Up to 30kWh of energy storage  
Up to 24kW built-in solar power with 2 MPPT  
Optional bypass, infra outdoor, infra battery



More information

[studer-innotec.com/infra](https://studer-innotec.com/infra)  
Page product including technical specifications.



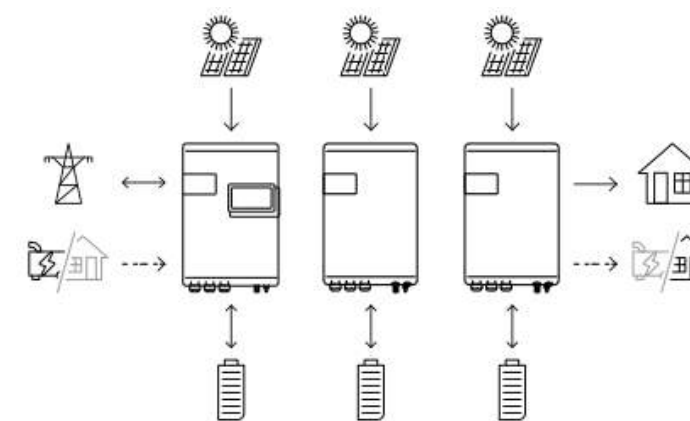
Common battery



## Next3s multi-unit systems

Up to 3x nx3 in parallel (48 kW)  
1 internal transfer 80A (55kVA), 1nx interface  
Separate solar inputs, AC flex, Common AC source, AC loads  
Batteries can be separated, possibility to use different technologies and different sizes

## Customers talk about Next3s!

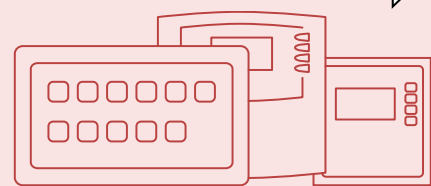


Multi-battery

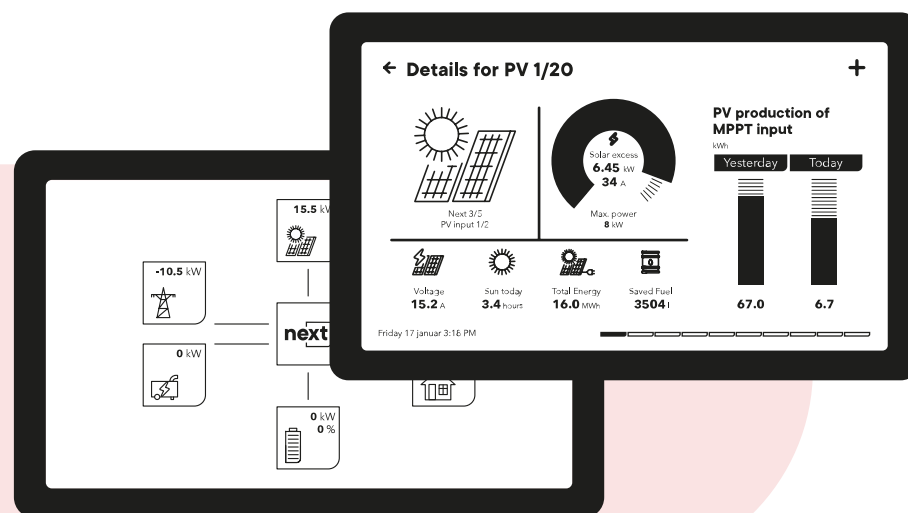




Interfaces  
in multiple  
languages



On-site



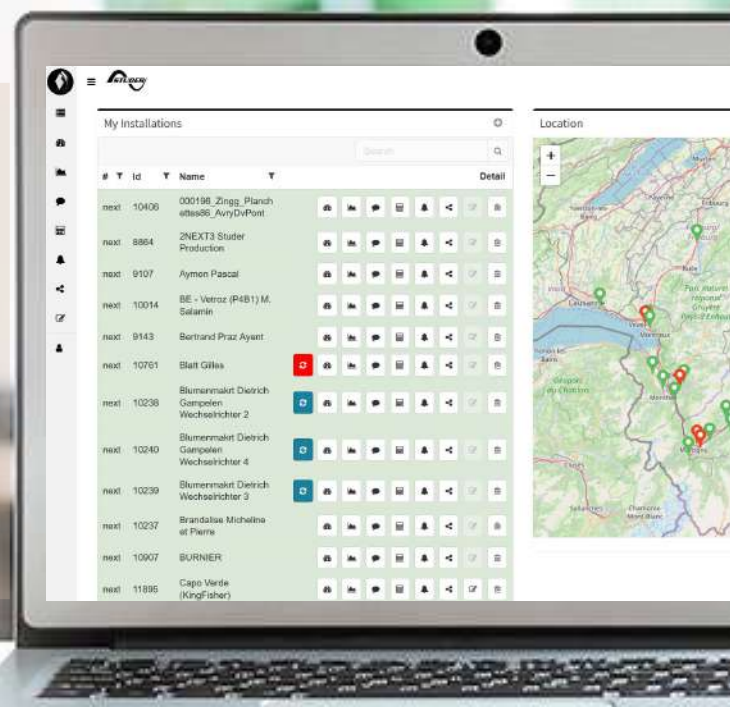
## Monitoring and remote control tools

Today, monitoring a renewable energy system is essential. Our tools provide continuous information (real-time and past behaviour) for a deep understanding of the operation of the system.

Mobile



Professional



# Keep an eye on the system



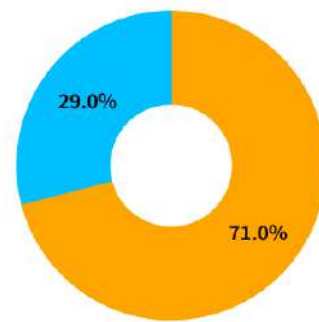
# Installation supervision

## Tools adapted to all

From comprehensive indicators for the end user to technical details and remote settings management for the professionals, we carefully design our different tools to cope with the different needs of our customers and their end-customers.

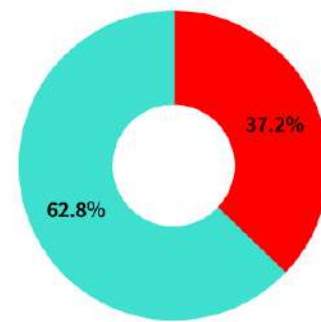


Where does my energy come from? 71% autarky.



🟡 Solar 🟢 Grid/genset

Where does my solar production go? 37.2% self consumption.



🔴 Solar direct use 🟢 Solar to grid

Energy over the entire period

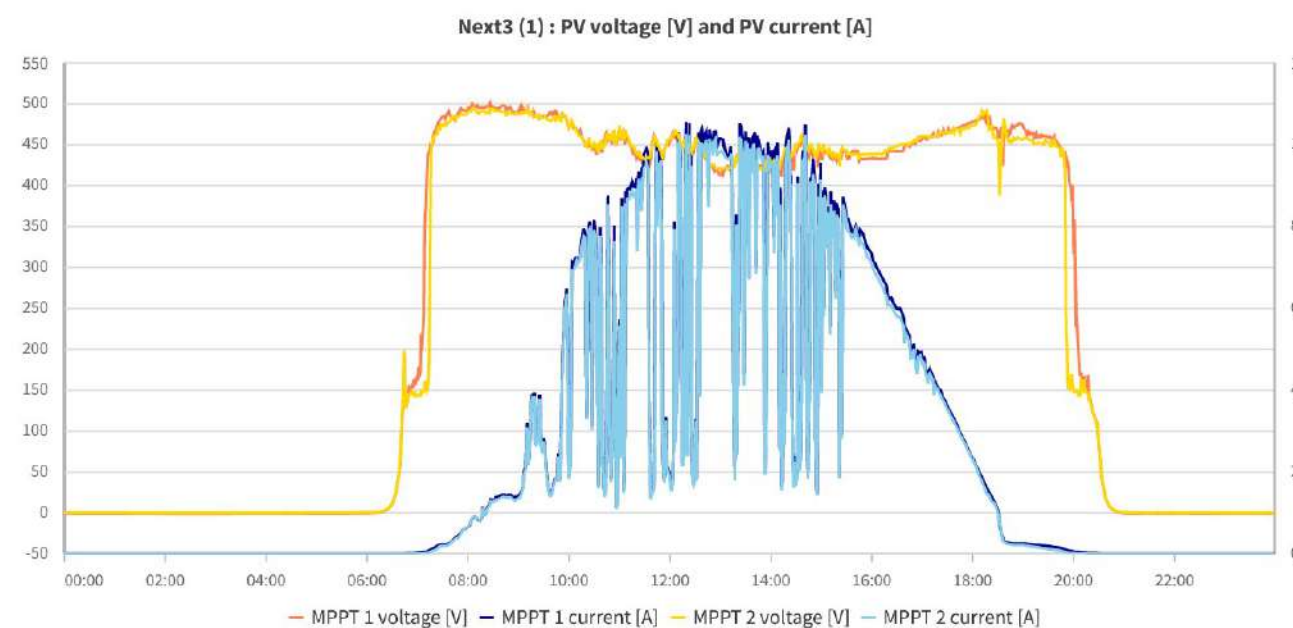
02/04/2024 - 02/04/2024  
1 day(s), 0 missing

Grid/genset consumed [kWh]  
5.33

Grid feeding [kWh]  
31.69

Consumption [kWh]  
18.41

Solar [kWh]  
49.68

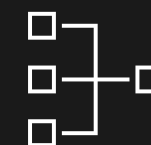


On top of our monitoring tools that are available with our devices, we keep a very open communication philosophy. Using our communication bridges every professional can integrate Studer devices (with full control and information) into an advanced monitoring system.



## Open data

- Readable csv files with all datas on SD (Xtender/Vario/RCC) or USB stick (next)
- Source data available on web portal
- Web API to access data
- Libraries and examples on GitHub



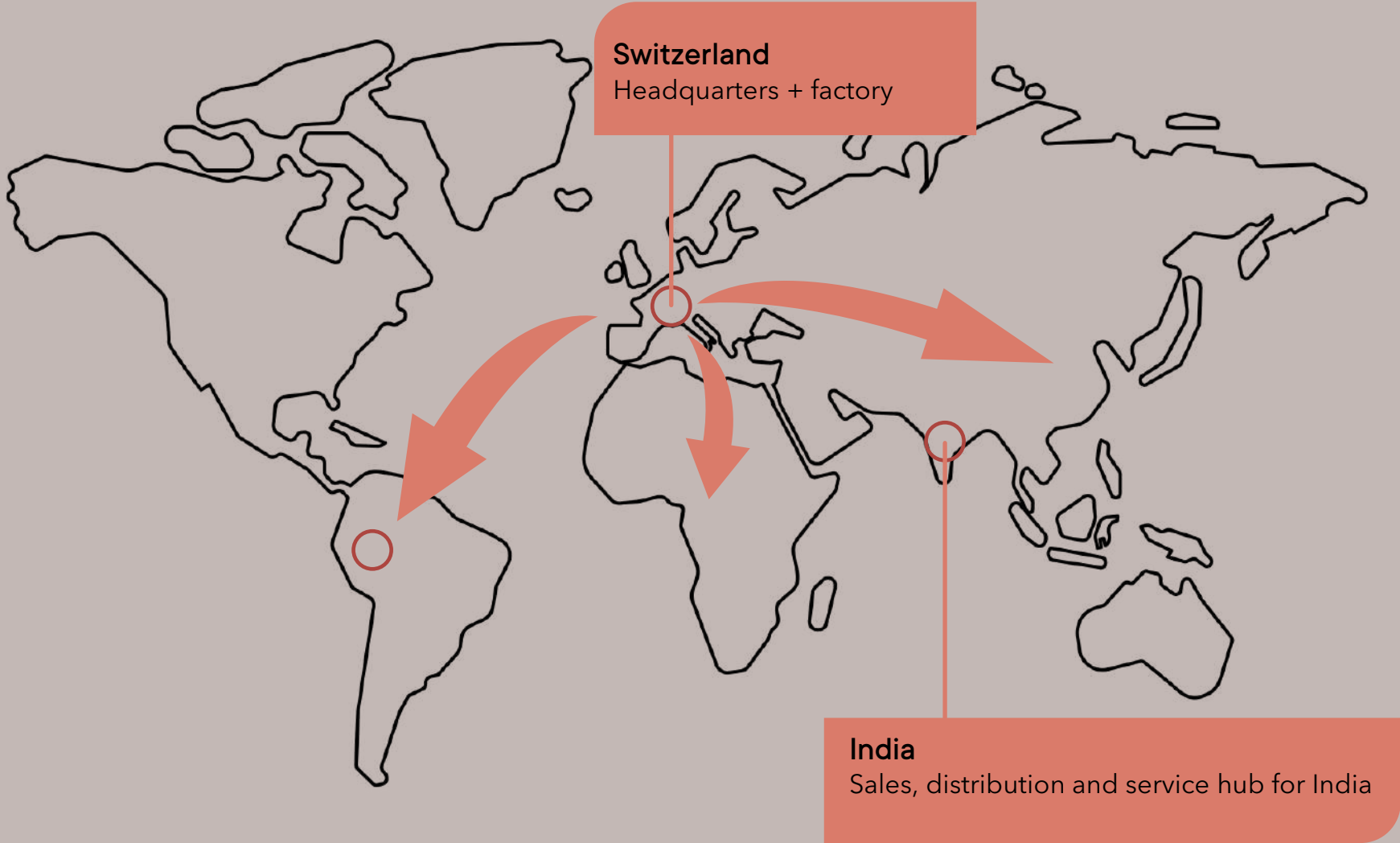
## Open protocols for SCADA

- Xtender range: Studer serial RS232 protocol, Studer CAN public protocol, Studer Modbus RTU public protocol
- next range: Studer Modbus RTU & TCP/IP public protocols



# Worldwide network

Present in more than 150 countries with a 120+ network of Studer partners



Check our partners map  
[studer-innotec.com/partners/](https://studer-innotec.com/partners/)



Contact us to be part of it...



## Compatibility

Studer is committed to continuously extend its products compatibility in order to facilitate the professional integrations of our products into solutions. Check with our team

### Batteries



and more...

### Energy Management System EMS



and more...

### Solar inverters



and more...



# Support at your service

## Dedicated technical service

Our dedicated technical support team assists our professional partners in every aspect related to the pre- and after-sales, trainings and factory visits.




A human contact with specialist in 4 languages. Regular technical formations performed to enhance your knowledge and master energy systems with our products.

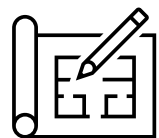


## After sales: Studer care


Swiss made power guarantees a high reliability. Studer products will benefit not only from the longest warranty period of the market (10-year) but also from additional services to keep your mind at peace.



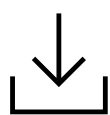
## Resources



Tech support website with FAQs:  
<https://support.studer-innotec.com>



Meet us: trainings, webinars and expos:  
<https://studer-innotec.com/expos/>

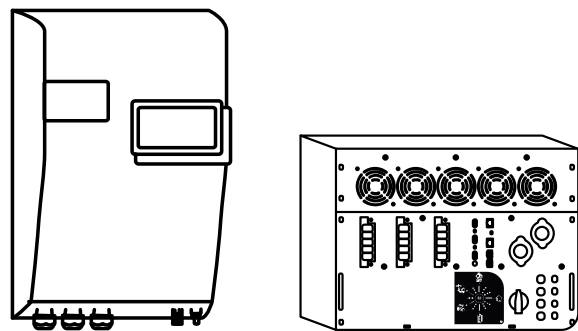


Download all devices manual and datasheets:  
<https://studer-innotec.com/downloads/>



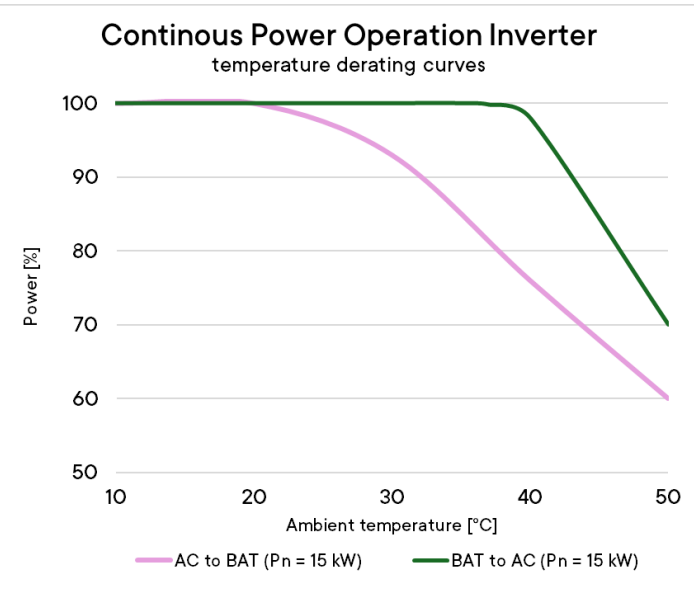
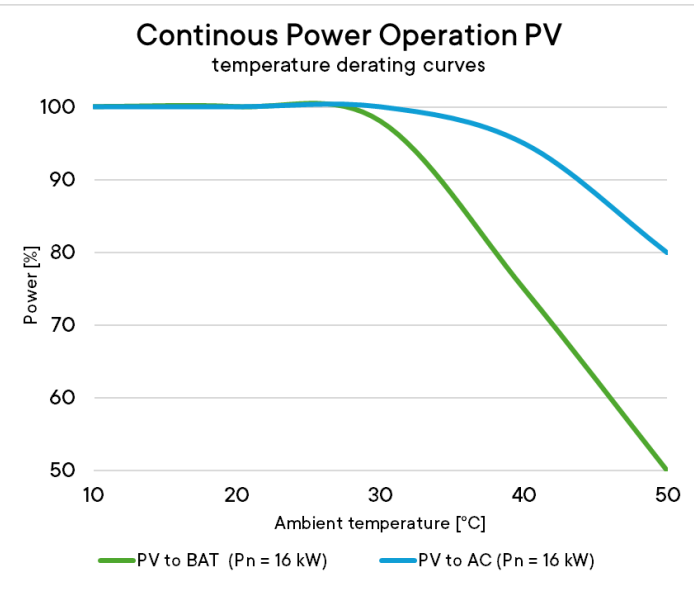
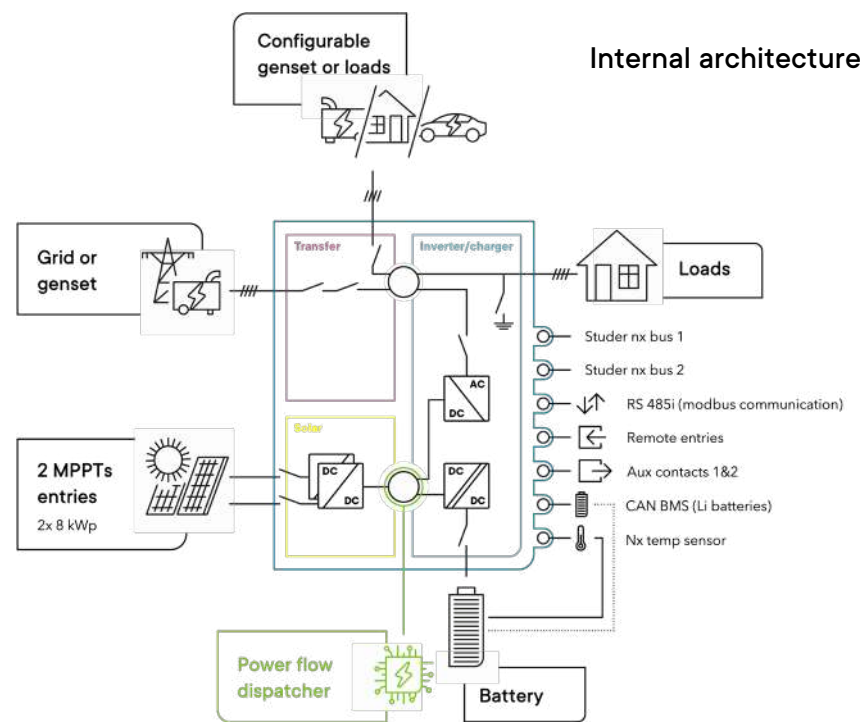


# Next3s



## Technical specifications

The Next3s all-in-one smart inverter charger is a 3-phase 16kW inverter with 2 MPPT inputs of 8kW each. There are two versions: wall-mounted and rack. It can be paralleled up to 3 units for 45kW systems



## nx3 16000-48 / nx3 16000-48-rack

### Inverter + battery charger

Continuous power 25°C	15000 VA
Power 30 min. 25°C	16000 VA
Power 5 sec. 25°C with solar / inverter / 1-phase	30000 / 24000 / 10000 VA
Nominal output voltage, line to neutral	pure sine wave 220/230/240 Vac (1%)
Nominal output voltage, line to line	pure sine wave 380/400/415
Nominal output frequency	50/60 Hz (0.02%)
Nominal battery voltage (input range)	48Vdc (36-68 Vdc)
Maximum charging current / power	300 Adc/ 15000 W.

### Solar PV

Number of MPPT inputs	2
Max PV short circuit current per PV input	27 Adc
Maximum PV open voltage (Voc)	900 Vdc
Start-up voltage / Shut off voltage	200 / 100 Vdc
Maximum solar power produced (electronic limitation)	2x8000W
Maximum solar power recommended (@STC)	2x12000W
MPP voltage range recommended	300 - 700 Vdc

### AC source (grid or genset)

Maximum rated current	3*80 Aac
Operating voltage range, line to neutral	176 - 288 Vac
Nominal voltage, line to neutral / line to line	220 - 230 - 240/ 380 - 400 - 415 Vac
Nominal frequency	50/60 Hz

Overvoltage category (OVC), grid code compliance

EU Commission Regulation 2016/631 (NC RfG), EN 50549-1:2019, VDE-ARN 4105:2018, IEC 62116, IEC 61727

### AC flex (source or load)

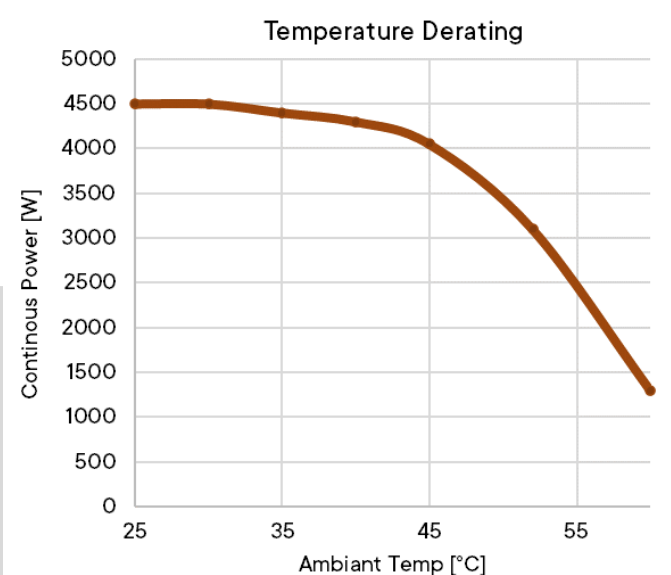
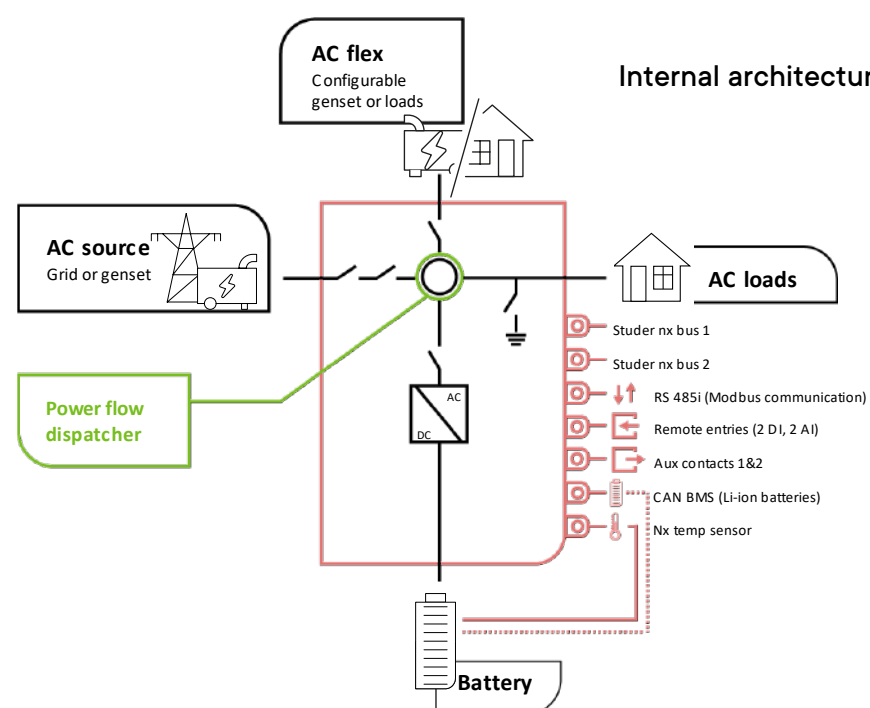
Maximum rated current	3x80 Aac
Operating voltage range, line to neutral	176 - 288 Vac
Nominal voltage, line to neutral / line to line	220-230-240/380 - 400 - 415 Vac
Nominal frequency	50/60 Hz
Maximum output current	3x102Aac

### General data

Product dimensions h/w/l and weight	wall-mounted : 320 / 450 / 760 mm 58 kg rack 19": 350 (8u) / 485 / 675 mm 58 kg
Transport dimensions h/w/l and weight	600 / 800 / 720 mm 72 kg
Selfconsumption OFF / Standby / ON	6 / 7 / 41 W (+5 W with nx interface)
I/O Communications	2 x nx communication bus RJ45/8, 1 x CAN BMS, 1 x R5485i (Modbus), 1 x nx tempSensor
Multifunction I/O contacts	2x Input, 2x Output, rating 16 A each
Interfaces	nx interface, datalogger USB 1-min resolution, 1x RS4851, 1x CANi, 1x LAN, 4x USB, nx wifidongle, studer portal +easy monitoring APP
Safety+EMC conformity (CE marketing)	Low Voltage Directive (LVD) 2014/35/EU, EU Electromagnetic Compliance (EMC) 2014/30/EU



The Next1 is proposed in 2 voltages models for 24 and 48Vdc. Each is available in 230Vac and 120Vac (-US), in wall mounted or rack 19 " versions.

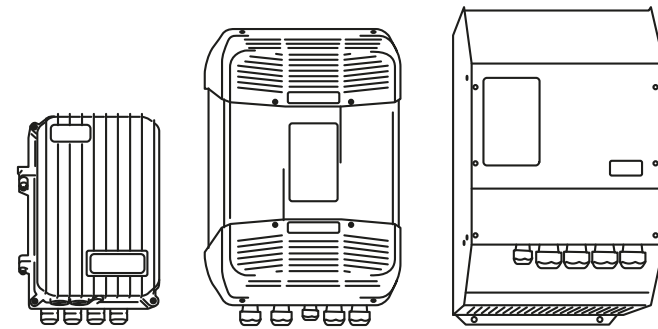


nx1 6500-48 continuous power  
Outstanding behavior up to 45°C

nx1 6500-48 (-rack)		nx1 5000-24 (-rack) (coming 2025)
<b>Inverter + battery charger</b>		
Continuous power 25°C	4500 VA	3500 VA
Power 30 min. 25°C	6500 VA	5000 VA
Power 10 sec. 25°C	12000 VA	NYA
Nominal output voltage, line to neutral	pure sine wave 220/230/240 Vac (±1%)	
Nominal output frequency	50/60 Hz (±0.02%)	
<b>Battery charger</b>		
Nominal battery voltage (input range)	48Vdc	24 Vdc
Battery input range	38-68 Vdc	19-36 Vdc
Maximum charging current / power	125 Adc/ 6250 W	NYA
<b>AC source (grid or genset)</b>		
Maximum rated current	80 Aac	
Operating voltage range, line to neutral	176 - 288 Vac	
Nominal voltage, line to neutral	220 - 230 - 240 Vac	
Nominal frequency	50/60 Hz	
Overvoltage category (OVC)	III	
Grid code compliance	EU Commission Regulation 2016/631 (NC RfG), EN 50549-1:2019, VDE-ARN 4105:2018, IEC 62116, IEC 61727	
<b>AC flex (source or load)</b>		
Maximum rated current	50 Aac	
Operating voltage range, line to neutral	176 - 288 Vac	
Nominal voltage, line to neutral	220-230-240 Vac	
Nominal frequency	50/60 Hz	
<b>General data</b>		
Product dimensions h/w/l and weight	wall-mounted : 182 / 439 / 580 mm 35 kg rack 19": 175 (3u) / 420 / 550 mm 35 kg	
Transport dimensions h/w/l and weight	NYA	
Multi units systems	3 units in parallel, three phased, split phase	
Self-consumption OFF / Standby / ON	3 / 7 / 20 W	
I/O Communications	2x nx communication bus RJ45/8, 1x CAN BMS, 1x R5485i , 1x nx tempSensor	
Multifunction I/O contacts	2x digital inputs, 2x analogical inputs, 2x Aux Output rated 16A each	
Interfaces	2x USB (datalogger USB 1-min resolution), 1x LAN (Ethernet, Modbus TCP, studer portal +easy monitoring APP), nx wifidongle, nx-interface with screen in option	
Safety+EMC conformity (CE marketing)	Low Voltage Directive (LVD) 2014/35/EU, EU Electromagnetic Compliance (EMC) 2014/30/EU	
Ingress protection IEC60529	IP65	



# Xtender



## Technical specifications

The Xtender range is divided into 3 sizes: High power XTH, Medium XTM and Small XTS. Each type has the 3 battery voltages of 12, 24, and 48 Vdc. Most of the models are available in 230Vac and 120Vac. It works as an ecosystem with multiple Xtender, Vario chargers and accessories for battery and communication.

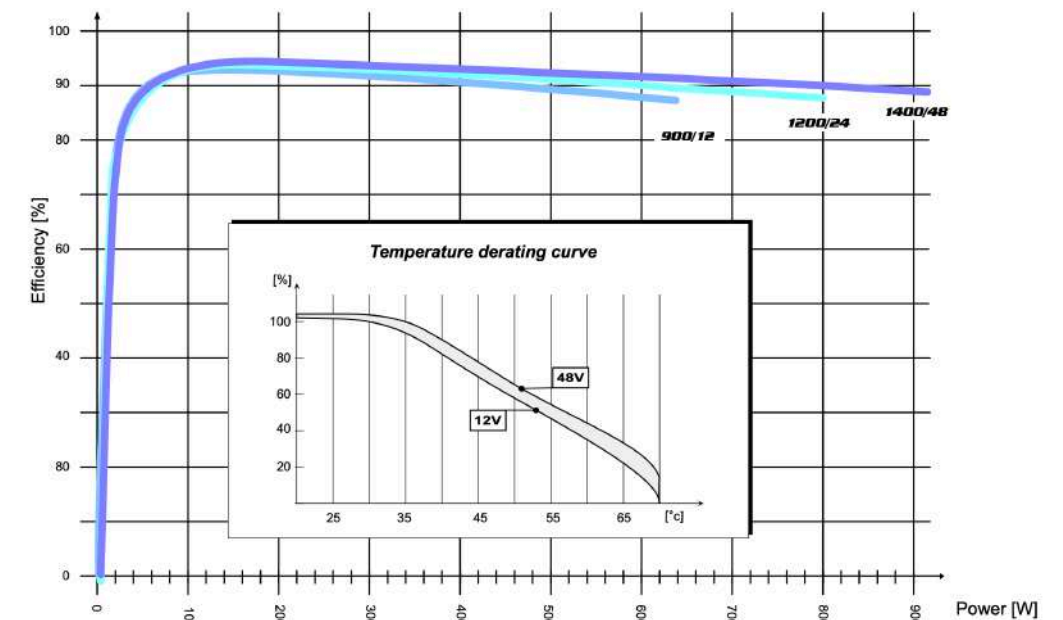
## Systems with multi-units and

Multiple Xtender, 9 units 3-phases x 3 //: up to 72kVA systems

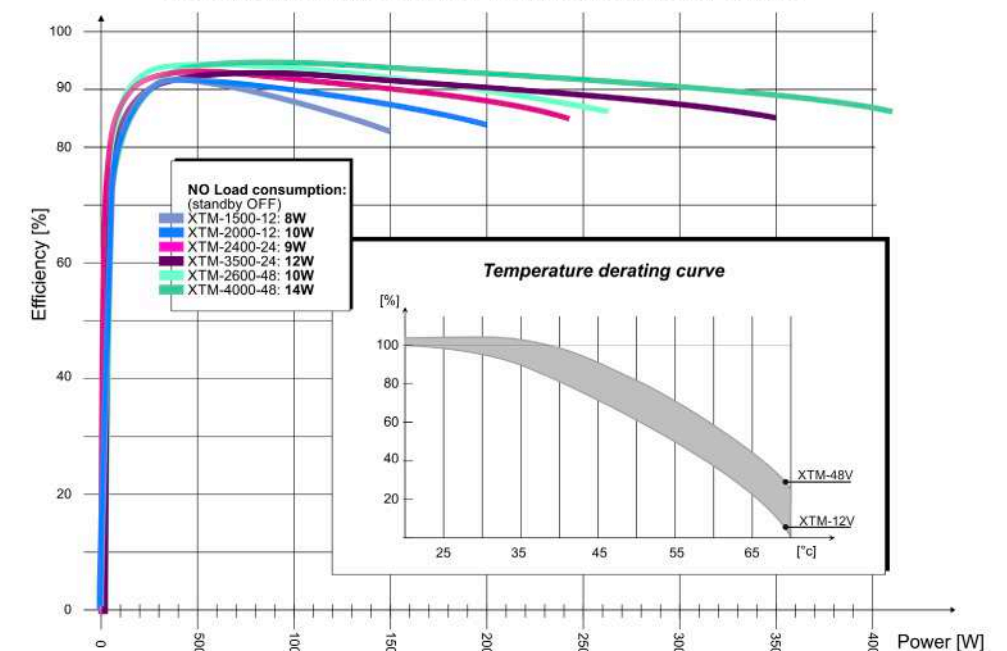
Multiple Variotrack, 15 units: up to 75kW of solar

Multiple Variostring, 15 units: up to 105 kW of solar

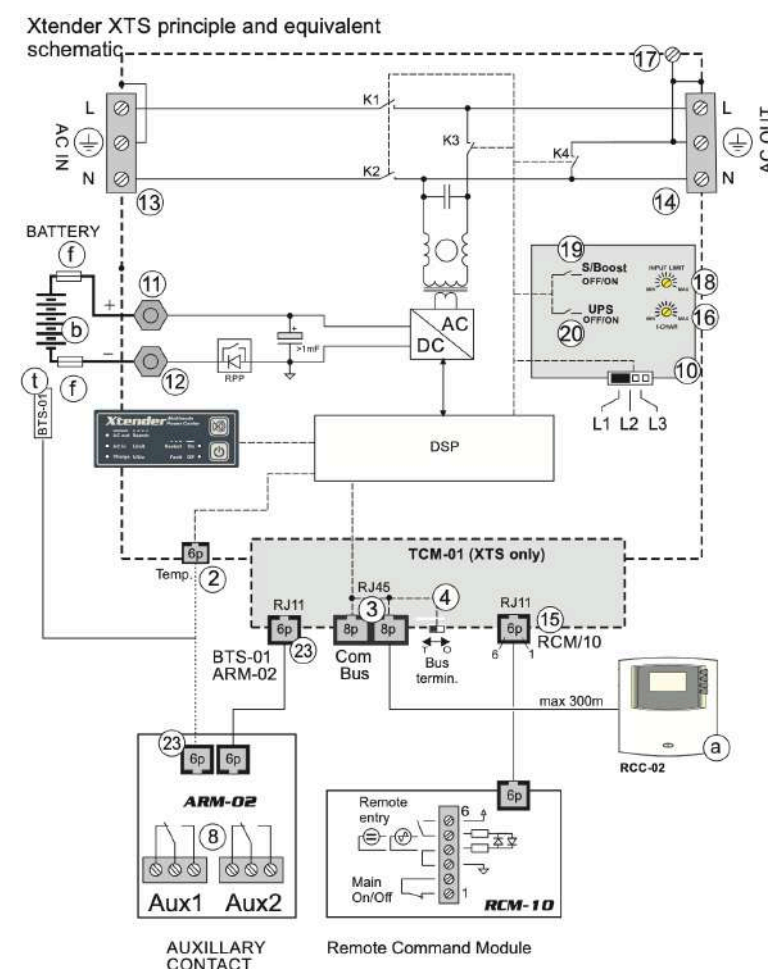
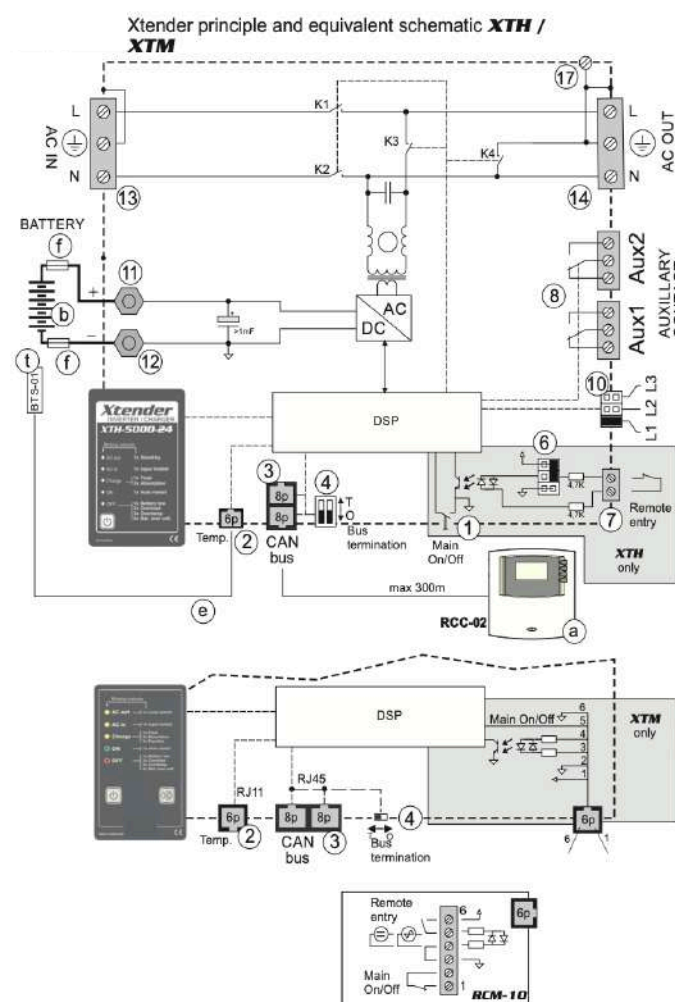
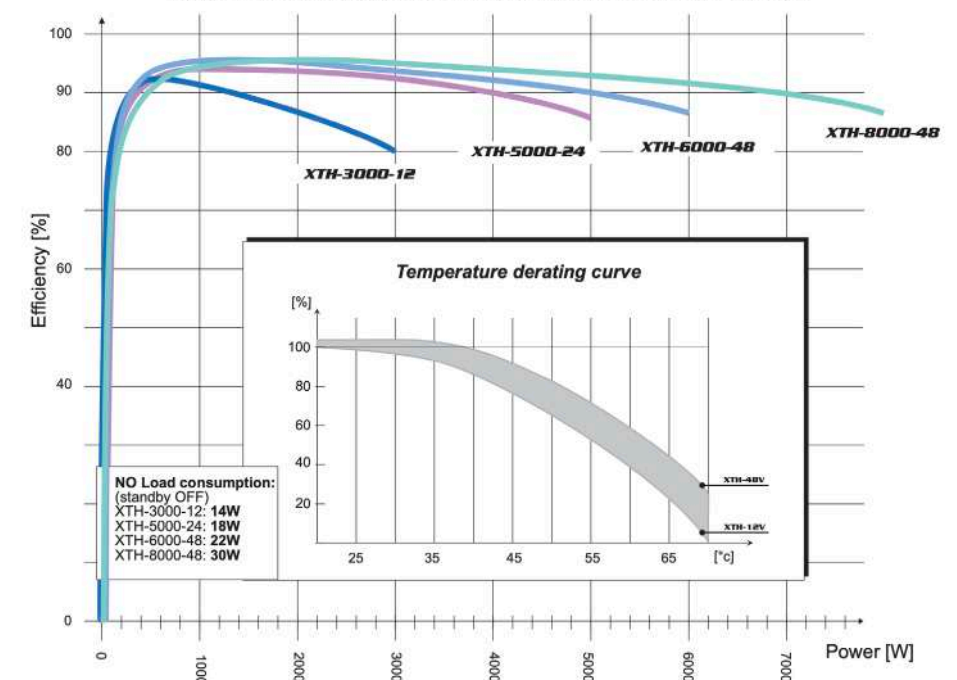
Efficiency curve for Xtender XTS series inverter - charger



Power vs Efficiency for Xtender XTM series inverter - charger



Power vs Efficiency for Xtender XTH series inverter - charger





Inverter

Nominal battery voltage	12 Vdc	24 Vdc	48 Vdc	12 Vdc	12 Vdc	24 Vdc	48 Vdc	24 Vdc	48 Vdc	12 Vdc	24 Vdc	48 Vdc	48 Vdc
Battery input range	9.5 - 17 Vdc	19 - 34 Vdc	38 - 60 Vdc	9.5 - 17 Vdc	9.5 - 17 Vdc	19 - 34 Vdc	38 - 60 Vdc	19 - 34 Vdc	38 - 60 Vdc	9.5 - 17 Vdc	19 - 34 Vdc	38 - 60 Vdc	38 - 60 Vdc
Continuous power 25°C	650 <sup>1</sup> /500 VA	800 <sup>1</sup> /650 VA	900 <sup>1</sup> /750 VA	1500 VA	2000 VA	2000 VA	2000 VA	3000 VA	3500 VA	2500 VA	4500 VA	5000 VA	7000 VA
Power 30 min. 25°C	900 <sup>1</sup> /700 VA	1200 <sup>1</sup> /1000 VA	1400 <sup>1</sup> /1200 VA	1500 VA	2000 VA	2400 VA	2600 VA	3500 VA	4000 VA	3000 VA	5000 VA	6000 VA	8000 VA
Power 5 sec. 25°C	2.3 kVA	2.5 kVA	2.8kVA	3.4 kVA	4.8 kVA	6 kVA	6.5 kVA	9 kVA	10.5 kVA	7.5 kVA	12 kVA	15 kVA	21 kVA
Maximum efficiency	93%	93%	93%	93%	93%	94%	96%	94%	96%	93%	94%	96%	96%
Output voltage <sup>(2)</sup>	pure sine wave 230 Vac (± 2%)/120 Vac <sup>(3)</sup>												
Output frequency <sup>(2)</sup>	50 Hz ± 0.05% (crystal controlled) 45-65 Hz programmable <sup>(3)</sup>												
Load detection (stand-by) <sup>(2)</sup>	2 to 25 W												
Consumption OFF/Stand-by/ON	1.1/1.4/7 W	1.2/1.5/8 W	1.3/1.6/8 W	1.2/1.4/8 W	1.2 /1.4/10 W	1.4/1.6/9 W	1.8/2/10 W	1.4/1.6/12 W	1.8/2.1/14 W	1.2/1.4/14 W	1.4/1.8/18 W	1.8/2.2/22 W	1.8/2.4/30 W

Battery charger

Maximum charging current <sup>(2)</sup>	35 A	25 A	12 A	70 A	100 A	55 A	30 A	90 A	50 A	160 A	140 A	100 A	120 A
Transfer													
Input voltage and frequency <sup>(2)</sup>	150 to 265 Vac /50 to 140 Vac <sup>3</sup> 45 to 65 Hz			150 to 265 Vac /50 to 140 Vac <sup>3</sup> and 45 to 65 Hz						150 to 265 Vac /50 to 140 Vac <sup>3</sup> and 45 to 65 Hz			
Input current max. (transfer relay)/Output current max	16 Aac /20 Aac			50 Aac /56 Aac						50 Aac /56 Aac			
Transfer time	< 15 ms			< 15 ms						< 15 ms			

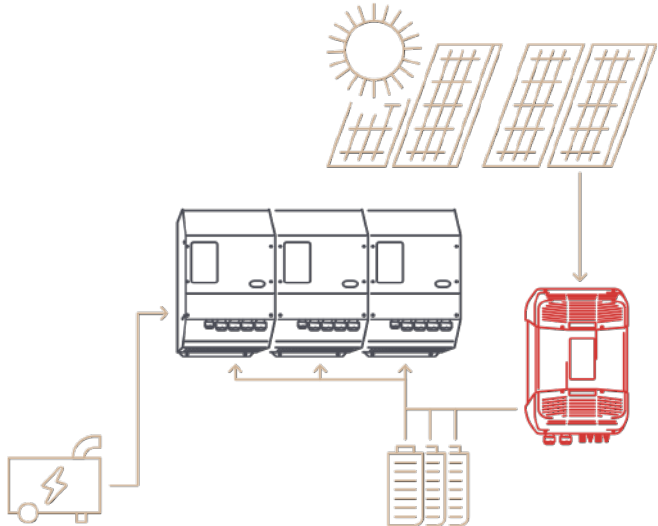
General data

Weight	8.2 kg	9 kg	9.3 kg	15 kg	18.5 kg	16.2 kg	16.2 kg	21.2 kg	22.9 kg	34 kg	40 kg	42 kg	46 kg
Dimensions h/w/l	110/210/310 mm			133/322/466 mm						230/300/500 mm			
Conformity	low voltage directive (LVD) 2014/35/EU: EN/IEC 62477-1, 62109-1, 62109-2, 62040-1, electromagnetic compliance (EMC) directive 2014/30/EU: EN/IEC 61000-3-2, 61000-3-3, 61000-6-2, 61000-6-4, 62040-2												
Ingress Protection (IEC60529)	IP54			IP20						IP20			
Multifunction I/O	In opt. 2 AUX relays with ARM-02 In opt. digital input with RCM-10			Included: 2 potential free AUX relays In option: digital input with RCM-10 module						Included: 2 potential free AUX relays 1 digital input			

<sup>(1)</sup> These features are valid only when using the cooling module ecf 01 | <sup>(2)</sup> Adjustable with the rcc 02/03 | <sup>(3)</sup> 120 V/60 Hz on request available for all Xtender except xth 8000-48

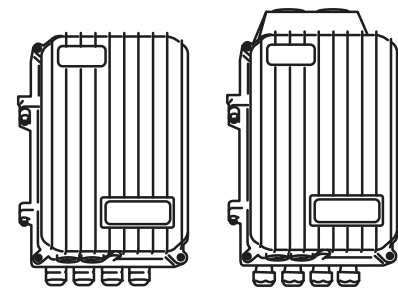
Functionalities

- Fully programmable with RCC, 400 parameters to adapt to any situations
- Maximum load up to short-circuit, reduces its voltage after 3 seconds to try to stabilize
- Asymmetric load up to pcont.
- Cos ϕ 0.1-1 | Harmonic distortion < 2 %
- warning before shut-off - with automatic restart
- Overload and short-circuit protection automatic disconnection with 3 times restart attempt
- Overheat protection
- Charge characteristic<sup>(2)</sup> 6 steps: bulk, absorption, floating, equalization, reduced floating, periodic absorption
- Temperature compensation<sup>(2)</sup> with bts 01 or bsp 500/1200
- Correction du facteur de puissance (PFC) EN 61000-3-2



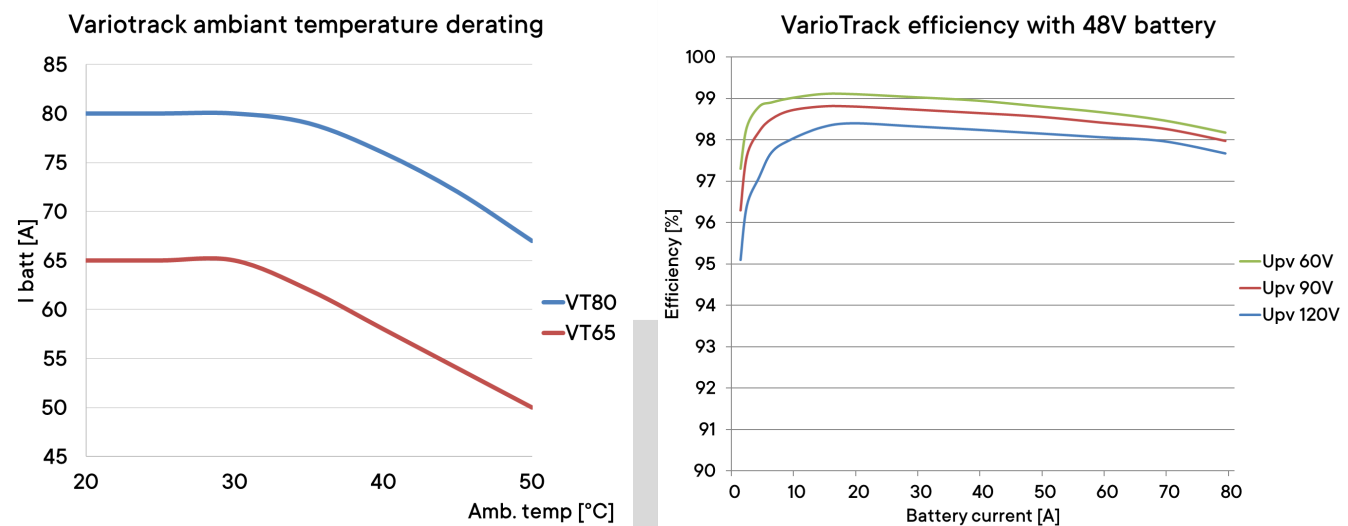
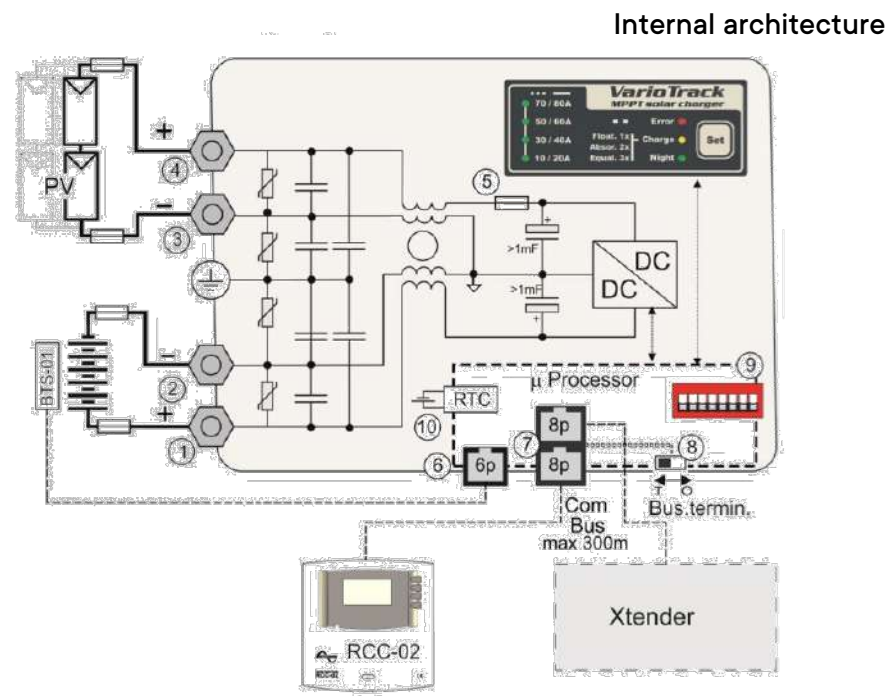


# Variotrack



## Technical specifications

The Variotrack is the low voltage MPPT solar charge controller for applications with Xtender (direct compatibility in the communication bus) and the next (in combination with the xcom 485i communication gateway).



Efficiency and temperature derating curves

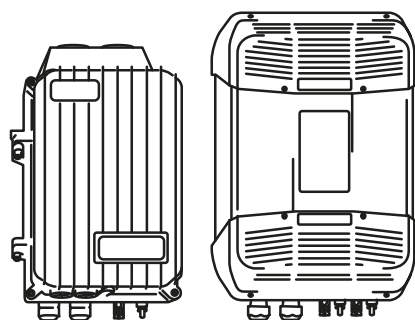
	VT-40			VT-65			VT-80		
Battery voltage	One model for all battery voltage Automatic/manual selection of nominal operation to 12/24/48 Vdc								
Battery voltage input range	7 - 68 V								
Battery charger									
Nominal battery voltage	12 V	24 V	48 V	12 V	24 V	48 V	12 V	24 V	48 V
Max. output current	40 A			65 A			80 A		
Operating battery voltage range	7-18V	16-32V	36-68V	7-18V	16-32V	36-68V	7-18V	16-32V	36-68V
Solar PV									
Max. solar power recom (@STC)	625 W	1250 W	2500 W	1000 W	2000 W	4000 W	1250 W	2500 W	5000 W
Maximum current PV	35 A			60 A			75 A		
Max. solar open circuit voltage	80 Vdc	150 Vdc	150 Vdc	80 Vdc	150 Vdc	150 Vdc	80 Vdc	150 Vdc	150 Vdc
Max. solar functional circuit voltage	75 Vdc	145 Vdc	145 Vdc	75 Vdc	145 Vdc	145 Vdc	75 Vdc	145 Vdc	145 Vdc
Min operating solar PV voltage	above the battery voltage								
European weighted efficiencty	>97%								
Tracking efficiency	>99%								
Options									
Cooling fan ecf 01	-			in option, increase current to 80A nominal			included		
General data									
Weight	3.8 kg			5.2 kg			5.5 kg		
Dimensions h/w/l	120 / 220 / 310 mm			120 / 220 / 310 mm			120 / 220 / 350 mm		
Max. standby consumption	< 35mA (0.5 W)	<30mA (0.8 W)	< 25mA (1.2 W)	< 35mA (0.5 W)	<30mA (0.8 W)	< 25mA (1.2 W)	< 35mA (0.5 W)	< 30mA (0.8 W)	< 25mA (1.2 W)
Conformity	low voltage directive (LVD) 2014/35/EU, 62109-1, electromagnetic compliance (EMC) directive 2014/30/EU, 61000-3-3, 61000-6-2, 61000-6-4								
Ingress Protection IEC60529	IP54								
Mounting location	indoor, outdoor								
Operating temperature range	-20 to 55°C								
Relative humidity	100 % (non-condensing)								
Max. wire size/cable	glands 35mm2/M20x1.5								



Max PV installed power (Watt-peak)			
	12 V	24 V	48 V
VT-40	500 W <sub>p</sub>	1000 W <sub>p</sub>	2000 W <sub>p</sub>
VT-65	1000 W <sub>p</sub>	2000 W <sub>p</sub>	4000 W <sub>p</sub>
VT-80	1250 W <sub>p</sub>	2500 W <sub>p</sub>	5000 W <sub>p</sub>
Voc max	<80V	<150V	<150V

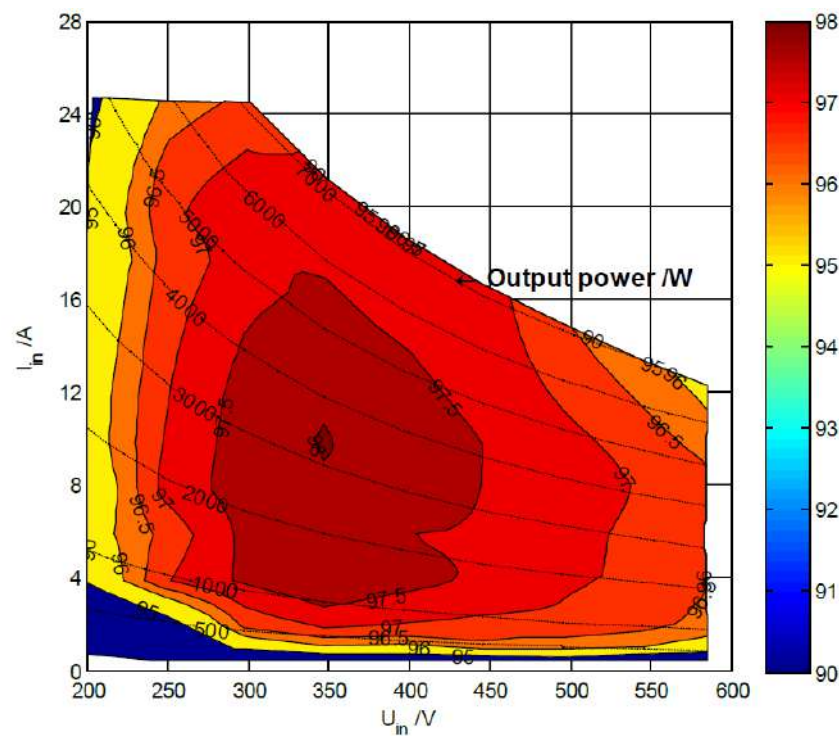
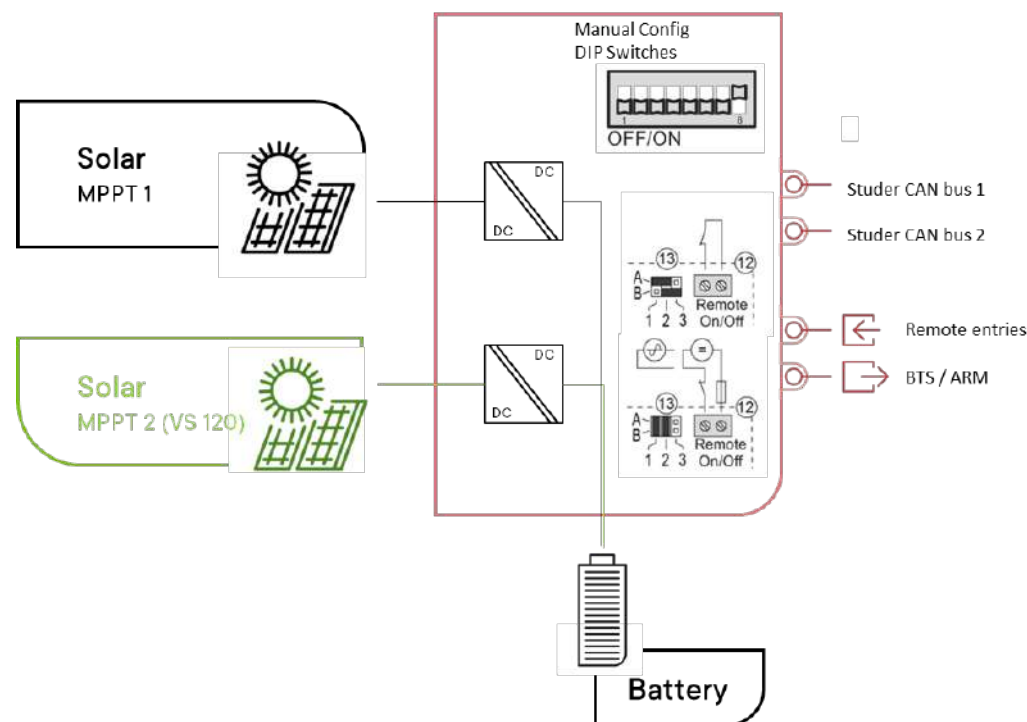


# Variostring



## Technical specifications

The Variostring is the high voltage MPPT solar charge controller for applications in 48V with Xtender (direct compatibility in the communication bus) and with the next (in combination with the xcom 485i communication gateway).



Measured Efficiency  
by university of applied  
science western  
Switzerland

VS-120, 2 inputs in  
parallel, Batt 60V

### Solar PV

Max. solar power recommended (@STC)	4200 W	3500 W	7000 W	7000 W
Maximum current PV	13 A	13 A	26 A	13 A
Max. solar open circuit voltage	600 V	600 V	600 V	900 V
Min. solar functional circuit voltage	100 V	100 V	100 V	200 V
Recommended MPP voltage	250 - 500 V	250 - 500 V	250 - 500 V	500 - 750 V
MPPT tracking efficiency	> 99.8 %			
Max. efficiency	98 %			
PV connectors	supplied Sunclix PV connectors			

### Battery charger

Max. output current	70 A	60 A    120 A    120 A
Nominal battery voltage (Input range)	48 V	48 V
Operating voltage range	38 - 68 V	38 - 68 V
Battery grounding possibility	battery + or battery	battery + or battery
Max. standby consumption	< 20 mA (1 W)	< 25 mA (1.25 W)

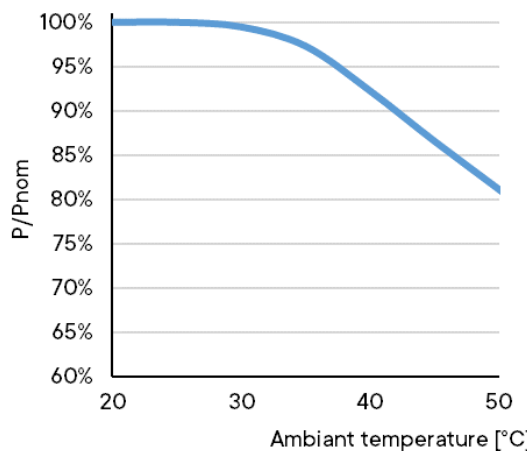
### General data

Weight	5.51 kg	7.5 kg
Dimensions h/w/l	120 / 220 / 350 mm	133 / 322 / 466 mm
Ingress Protection according to IEC60529	IP54	IP20

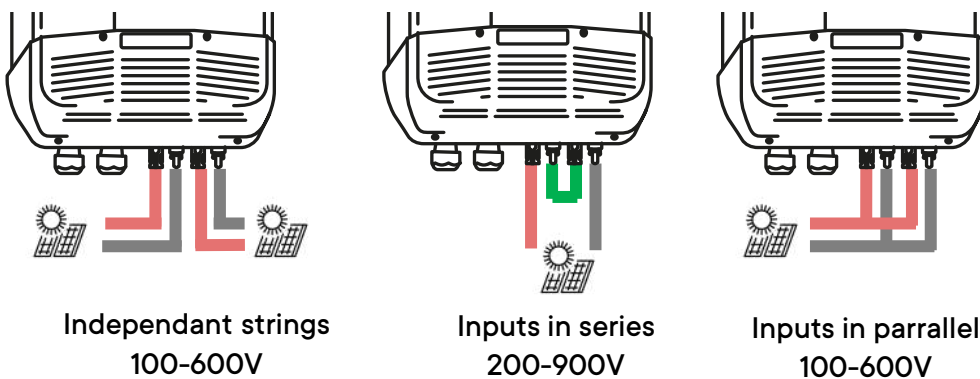
### Conformity

low voltage directive (LVD) 2014/35/EU: EN/IEC 62109-1  
electromagnetic compliance (EMC) directive 2014/30/  
EU: EN/IEC 61000-6-2, 61000-6-4

### Temperature derating VS120



### VS-120: two flexible MPPT inputs

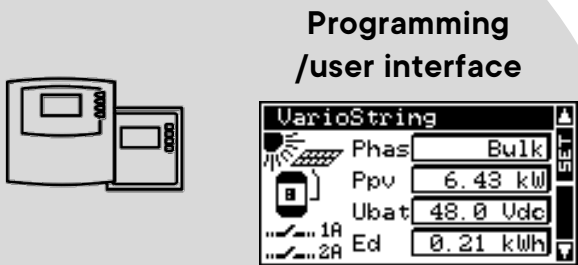





# Xtender + Vario accessories

## compatibility

XTS XTM XTH VS VT



Programming  
/user interface



Communication



SCADA integration



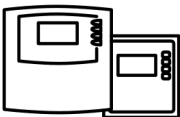
Measurement



I/O



Installation




RCC

02/  
03

The remote control module (with 2m cable) enables the setting of the parameters and the display of the values measured. With the SD card it is possible to log the system data and to save and restore the parameters of the system. This module is available either for wall mounting (RCC-02), or for panel mounting (RCC-03).

• • • • •



XCOM

GSM  
4G

Connect your system to the Studer-Portal with 4G with the Xcom-GSM

• • • • •

LAN

Connect your system to your local router, internet and the Studer-Portal

• • • • •

CAN

CAN communication with Lithium BMS  
It can be also configured to be a communication bridge in CAN with an open protocole

• • • • •

485i

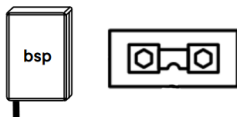
Communication bridge for MODBUS RTU

• • • • •

232i

Communication bridge for RS232

• • • • •



BSP

500 /  
1200

Battery Status Brocessor: shunt measurement to compute the SOC of lead acid batteries, shunts available in 500A or 1200A

• • • • •

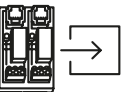


BTS

01

Battery temperature sensor

• • • • •



ARM

02

Auxiliary remote module

• • • • •




RCM

10

Remote Control Module

• • • • •



ECF

01

External Cooling Fan: the use of this accessory will increase the power of the XTS and the current of the VT65 to 80 A.

• • • • •



X-connect

Mounting frame for multi-XTH system, supplied as a kit. The frame is equipped with DC breakers and fuses, and with rail DIN for the mounting of protection devices upstream

• • • • •



CAB-RJ45-  
8-xx

Communication cable for the connection between Xtenders and all external accessories. The cables are available in the following lengths: 2, 5, 10, 20 or 50m (xx for the length). For instance: one system with 3 Xtenders requires 2 cables of 2m. One cable is supplied with every accessory. However, a longer cable can be ordered when necessary.

• • • • •





**AJ 275-12**

**AJ 350-24**

**AJ 400-48**

**AJ 500-12**



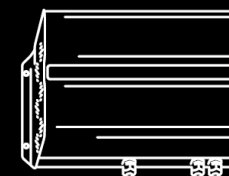
**AJ 600-24**

**AJ 700-48**



**AJ 1000-12**

**AJ 1300-24**



**AJ 2100-12**

**AJ 2400-24**

## Inverter Onduleur

Nominal battery voltage (Input range)	12 Vdc (10.5 - 16 Vdc)	24 Vdc (21 - 32 Vdc)	48 Vdc (42 - 60 Vdc)	12 Vdc (10.5 - 16 Vdc)	24 Vdc (21 - 32 Vdc)	48 Vdc (42 - 60 Vdc)	12 Vdc (10.5 - 16 Vdc)	24 Vdc (21 - 32 Vdc)	12 Vdc (10.5 - 16 Vdc)	24 Vdc (21 - 32 Vdc)
Continuous power @ 25°C	200 VA	300 VA	300 VA	400 VA	500 VA	500 VA	800 VA	1000 VA	2000 VA	2000 VA
Power 30 min. @ 25°C	275 VA	350 VA	400 VA	500 VA	600 VA	700 VA	1000 VA	1300 VA	2100 VA	2400 VA
Power 5 min. @ 25°C	350 VA	500 VA	600 VA	575 VA	675 VA	900 VA	1200 VA	2000 VA	2450 VA	2800 VA
Power 5 sec. @ 25°C	450 VA	650 VA	1000 VA	1000 VA	1200 VA	1400 VA	2200 VA	2800 VA	5000 VA	5200 VA
Asymmetric load	150 VA	150 VA	200 VA	250 VA	300 VA	300 VA	500 VA	600 VA	1000 VA	1200 VA
Max. efficiency (%)	93 %	94 %	94 %	93 %	94 %	94 %	93 %	94 %	92 %	94 %
Cos φ max.	0.1-1 to 200 VA	0.1-1 to 300 VA	0.1-1 to 300 VA	0.1-1 to 400 VA	0.1-1 to 500 VA	0.1-1 to 500 VA	0.1-1 to 800 VA	0.1-1 to 1000 VA	0.1 - 1 up to 2000 VA	
Detection of the load	2 W only with the solar option -S			Adjustable: 1 to 20 W			2 W only with the solar option -S		Adjustable: 1 to 20 W	
Short-circuit current AC 2 sec.	2.3 Aac (4.6 Aac*)	3.2 Aac (6.4 Aac*)	4.6 Aac (9.2 Aac*)	5.2 Aac (10.4 Aac*)	5.7 Aac (11.4 Aac*)	7 Aac (14 Aac*)	10 Aac (20 Aac*)	13 Aac (26 Aac)	26 Aac (52 Aac*)	30 Aac (60 Aac*)
Output voltage	Sine wave 230 Vac (120 Vac*) ±5 %									
Distortion THD (resistive load)	< 3 % (@ Pnom & Uin nom.)									
Frequency	50 Hz (60 Hz*) ± 0.05 % (crystal controlled)									
Consumption Stand-by / ON no load	0.3 W**/ 2.4 W	0.5 W**/ 3.5 W	1.1 W**/ 5.2 W	0.4 W/ 4.6 W	0.6 W/ 7.2 W	1.5 W/ 12 W	0.7 W/ 10 W	1.2 W/ 13 W	0.7 W/ 16 W	1.2 W/ 16 W
Reverse polarity protection intern fuse	60 A	40 A	25 A	120 A	90 A	60 A	125 A	100 A	Not protected	150 A

## General data

Weight	2.4 kg	2.6 kg	2.6 kg	4.5 kg	8.5 kg	19 kg	18 kg
Dimensions h/w/l	142 / 163 / 84 mm			142 / 240 / 84 mm	142 / 428 / 84 mm	273 / 399 / 117 mm	
Length cables (battery/AC out)	1.2 m / 1 m			1.5 m / 1 m	1.5 m / 1 m	1.7 m / 1 m	
Acoustic level	< 45 dB (with ventilation)						
Conformity	low voltage directive (LVD) 2014/35/EU: EN/IEC 62109-1, 62109-2, 62477-1, electromagnetic compliance (EMC) directive 2014/30/EU: EN/IEC 61000-3-3, 61000-6-2, 61000-6-4, 62040-2						
Ingress protection of enclosures	IP30			IP30	IP30	IP20	
Operating temperature range	-20 to 50°C						
Approximate correction of Pnom	-1.5 % / °C from + 25°C						
Relative humidity	95 % (non-condensing)						

## Solar Options

Voltage max	25 Vdc	45 Vdc	90 Vdc	25 Vdc	45 Vdc	90 Vdc	25 Vdc	45 Vdc	25 Vdc	45 Vdc
Current max	10 Adc			15 Adc			25 Adc		30 Adc	
Principle	Floating 3 stages (I/U/UO)									
Absorption voltage	14.4 Vdc	28.8 Vdc	57.6 Vdc	14.4 Vdc	28.8 Vdc	57.6 Vdc	14.4 Vdc	28.8 Vdc	14.4 Vdc	28.8 Vdc
Floating voltage	13.6 Vdc	27.2 Vdc	54.4 Vdc	13.6 Vdc	27.2 Vdc	54.4 Vdc	13.6 Vdc	27.2 Vdc	13.6 Vdc	27.2 Vdc

## Control Options

rcm01/02/03

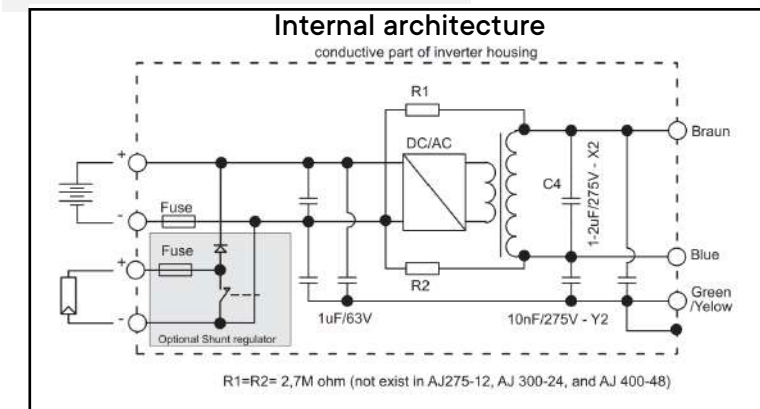
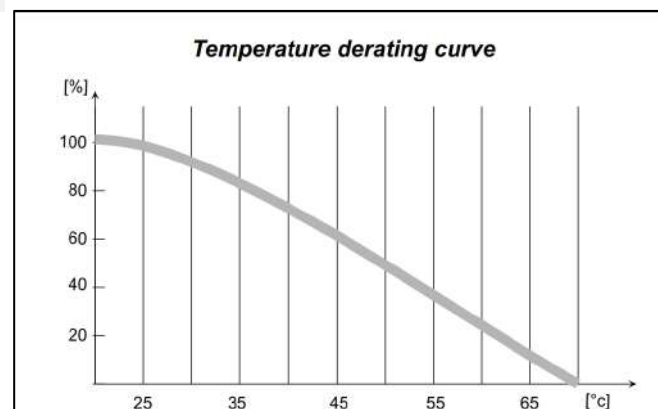
rcm01/02/03

jt8

jt8

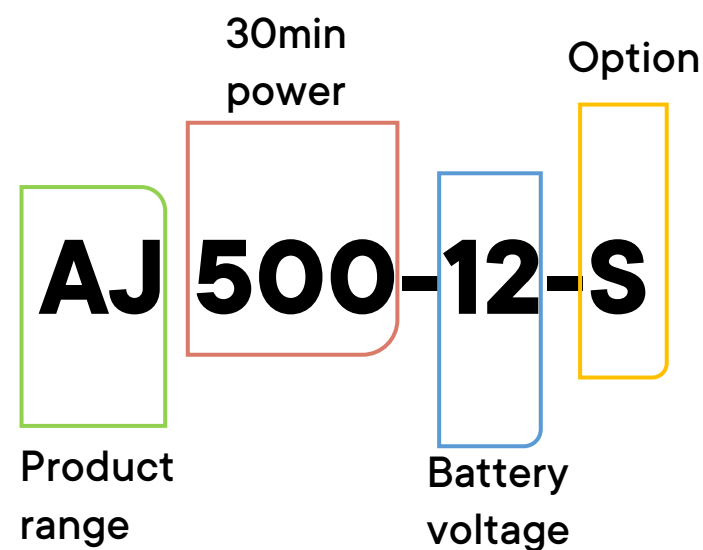
## Functionalities

- Overheat protection (±5°C) Shut down @ 75°C - Auto-restart @ 70°C
- Overload and short circuit protection Automatic disconnection with 2 times restart attempt
- Deep discharge battery protection Shut off @ 0.87 x Unom - Automatic restart @ Unom
- Max. battery voltage Shut off @ >1.33 x Unom - Automatic restart @ < Umax
- Acoustic alarm Before low battery or overheating disconnection
- Ventilation forced from 45°C ± 5°C | Length





# Products naming



Standard inverters models without –option are always 230Vac and 50Hz output voltage

## AJ series - Sine wave inverters

Type	Input Vdc	Power 30' VA	Cont. power VA	Output Vac	Built-in solar Regulator (option -S) A /Vmax	lxwxh mm	Weight kg
AJ 275-12	12	275	200	230	10A / 25V	163x142x84	2.55
AJ 350-24	24	350	300	230	10A / 45V	163x142x84	2.75
AJ 400-48	48	400	300	230	10A / 90V	163x142x84	2.85
AJ 500-12	12	500	400	230	15A / 25V	240x142x84	4.6
AJ 600-24	24	600	500	230	15A / 45V	240x142x84	4.65
AJ 700-48	48	700	500	230	15A / 90V	240x142x84	4.6
AJ 1000-12	12	1000	800	230	25A / 25V	428x142x84	8.6
AJ 1300-24	24	1300	1000	230	25A / 45V	428x142x84	8.65
AJ 2100-12	12	2100	2000	230	30A / 25V	399x273x117	19.5
AJ 2400-24	24	2400	2000	230	30A / 45V	399x273x117	18.15
JT 8	Remote control box from 1000-12 to 2400-24 S, incl. 5 m cable					58x51.5x22	0.3
RCM-01/02/03	Remote control plug from 275-12 to 700-48 S supplied mounted - factory setting as per requirement						

### Model options

- S solar regulator included
- 01 version 120Vac/60Hz
- 02 version 120Vac/50Hz
- 03 version 220Vac/60Hz
- rcm01 version with remote command with unit that start when contact closed on rcm input
- rcm02 version with remote command used as a press button
- rcm03 version with remote command with unit that start when contact open on rcm input

## Next series - Smart inverter-chargers / transfersystem, integrated solar for Next3

Type	Input Vdc	Power 30' VA	Cont. power VA	Output Vac	Charger A	lxwxh mm	Weight kg
nx3-16000-48 sti	48	16000	15000	230	0-300	310x210x110	58
nx1-6500-48	48	6500	4500	230	0-125	420x550x175	36
nx1-5000-24	24	500	3500	230	NYA	420x550x175	33
nx1	nx-interface touchscreen						
nx wifiDongle	compatible usb wifi dongle						
nx tempSensor	temperature sensor for remote sensing of lead acid batteries						
nx bypass box	an threephase automatic transfer switch with or without an emergency stop on it.						
nx pm	Power meter with Modbus RTU communication for nx3, 60A*						
Model options							
nx3	-sti (defaultl)				nx1	-us: 120V/60Hz option	
	-st =without nx-interface for second unit in //					-rack: 19" rack version	
	-rack: 19" rack version						

## Xtender series - Sine wave inverter-chargers / transfer system - with Smart-Boost

Type	Input Vdc	Power 30' VA	Cont. power VA	Output Vac	Charger A	lxwxh mm	Weight kg
XTS 900-12	12	900*/700	650*/500	230	0-35	310x210x110	11.1
XTS 1200-24	24	1200*/1000	800*/650	230	0-25	310x210x110	10.85
XTS 1400-48	48	1400*/1200	900*/750	230	0-12	310x210x110	10.75
XTM 1500-12	12	1500	1500	230	0-70	322x466x133	16.4
XTM 2000-12	12	2000	2000	230	0-100	322x466x133	22.45
XTM 2400-24	24	2400	2000	230	0-55	322x466x133	18
XTM 2600-48	48	2600	2000	230	0-30	322x466x133	17.55
XTH 3000-12	12	3000	2500	230	0-160	500x300x230	29.35
XTM 3500-24	24	3500	3000	230	0-90	322x466x133	23.95
XTM 4000-48	48	4000	3500	230	0-50	322x466x133	25.3
XTH 5000-24	24	5000	4500	230	0-140	500x300x230	35.1
XTH 6000-48	48	6000	5000	230	0-100	500x300x230	38.55
XTH 8000-48	48	8000	7000	230	0-120	500x300x230	44.75

### Model options

- 01 version 120Vac/60Hz except XTH 8000-48
- \*With ECF-01

## VarioTrack/VarioString - MPPT Solar Charge Controllers

Type	Battery voltage Vdc	PV voltage Vdc	Max. current A	Max PV power W	lxwxh mm	Weight kg
VT-40	12, 24, 48	up to 150	40	2500	310x220x120	3.8
VT-65	12, 24, 48	up to 150	65	4000	310x220x120	6.1
VT-80	12, 24, 48	up to 150	80	5000	350x220x120	6.5
VS-70	48	up to 600	70	4200	350x220x120	6
VS-120	48	up to 900	120	7000	466x322x133	9.55

## Accessories for Xtenders and VarioTrack/VarioString systems

X-Connect	Mounting system for 3 XTH units	981x917x29	28.5
RCC-02	Remote control and programming centre + 2 m cable for wall mounting	170x168x43.5	
RCC-03	Remote control and programming centre + 2 m cable for panel mounting	130x120x42.2	
Xcom-CAN	CAN to CAN interface with 2x 2 m cable	110.5x75x26	
Xcom-485i	Modbus RTU Gateway with 2x 2 m cable	110.5x75x26	
Xcom-232i	Isolated RS232 communication module with 2 m cable	110.5x75x26	
Xcom-LAN	Internet based communication set, with Ethernet bridge and 2 m cable		
Xcom-GSM	Internet based communication set, with GSM modem and 2 m cable		
RCM-10	Remote command module for XTS/XTM with 5 m cable	78x45x37	
ECF-01	IP 54 cooling fan module for XTS	60x210x110	
ARM-02	Auxiliary relay module for XTS & VT (2 programmable relays) with 5 m cable	45x73x45	
BTS-01	Battery temperature sensor with 5 m cable	58x51.5x22	
BSP 500	Battery status processor with 500A shunt & 5 m cable	110.5x75x26	
BSP 1200	Battery status processor with 1200A shunt & 5 m cable	110.5x75x26	

### Cables

CAB-RJ45-8-2	Cable type RJ45 8 pins - 2 m - for parallelization and 3-phase implementation
CAB-RJ45-8-5	Cable type RJ45 8 pins - 5 m - for RCC-01 / RCC-02 / RCC-03 ...etc
CAB-RJ45-8-20	Cable type RJ45 8 pins - 20 m - for RCC-01 / RCC-02 / RCC-03 ...etc
CAB-RJ45-8-50	Cable type RJ45 8 pins - 50 m - for RCC-01 / RCC-02 / RCC-03 ...etc
CAB-RJ45-8-...	Cable type RJ45 8 pins - per m - for RCC-01 / RCC-02 / RCC-03 ...etc
RACC-RJ45-8-F/F	Connector Female/Female for 8 pins RJ45 cable (for RCC-01 / RCC-02 / RCC-03)
Y-RJ45-8	Y connector for 8 pins cable
CAB-RJ11-6-5	Cable type RJ11 6 pins - 5 m (for CT-35 / RPS-01 / BTS-01)
CAB-RJ11-6-...	Cable type RJ11 6 pins - per m (for CT-35 / RPS-01 / BTS-01)
RACC-RJ11-6-F/F	Connector Female/Female for 6 pins RJ11 cable (for CT-35 / RPS-01 / BTS-01)
Y-RJ11-6	Y connector for 6 pins cable (for CT-35 / RPS-01 / BTS-01)



# Project references

Selection of international projects with Studer components



Check our case studies

[studer-innotec.com/case-studies/](https://studer-innotec.com/case-studies/)

Contact us to share yours

Year	Project type	Rural electrification, solar home systems	Country
2007	Rural electrification	1000 systems for rural schools and health dispensers	Sri Lanka
2013	Rural electrification	1500 solar individual systems for rural electrification	Ecuador
2016	Rural electrification	90 individual solar off-grid systems in the Toconce region	Chile
2018	Rural electrification	Smart rural community Mistruck	Honduras
2017	Rural electrification	Euro-solar offgrid 600 kits project	Latam
2019	Rural electrification	Empowering Mushuk Lamas	Peru
2023	Rural electrification	Health clinics	India
2016	Minigrid	5 Solar minigrids for remote island communities	Ghana
2017	Minigrid	Mpale Solar minigrid for village electrification, Best offgrid project 2017 ARE	Tanzania
2019	Minigrid	Hybrid micro-grid at 4100m above sea level	Chile
2019	Minigrid	Hurri Hills solar minigrid for productive uses	Kenya
2017	Minigrid	Hydroelectric rural minigrid in Mohari village	Nepal
2022	Minigrid	Minigrid for agriculture activities	Myanmar
2024	Minigrid	Distributed minigrid	Colombia
2016	Offgrid	Offgrid centralized systems for street-lighting	Egypt
2018	Offgrid	Offgrid water pumping station	Colombia
2016	Offgrid	Off-grid lodge in a National Park	South Africa
2021	Offgrid	Ecofriendly and autonomous atmospheric water plant	Barbados
2015	Offgrid	Offgrid wastewater treatment system	Australia
2021	Offgrid	Sustainable offgrid resort in a Caribbean rainforest	Panama
2020	Offgrid	Offgrid system in a luxury apartment complex in Bangalore	India
2016	Offgrid	Wind and solar offgrid system to power 2 large chicken sheds	Ireland
2019	Offgrid	Capana Gnifetti, hybrid system at 3647m	Italy
2023	Offgrid	+150 microgrids rural communities with genset sync	India
2018	Telecom	Italezpi offgrid telecommunication system	Spain
2019	Telecom	Repowering telecom remote stations Viva with DC solar fuel saving	Bolivia
2020	Telecom	Telefonica hybrid systems to reduce diesel consumption	Peru
2018	Backup	UPS backup system at Kenya's first green certified building Dunhill Towers	Kenia
2021	Backup	Nammene Industries grid backup and self-consumption system	India
2006	Mobile	Pepamobil, truck tour of America	Paraguay
2019	Mobile	Solar butterfly world tour	Switzerland
2023	Mobile	Peak Evolution, World high-altitude record with EV	Chile
2022	Ongrid	Self-sufficient home with EV	Switzerland
2023	Ongrid	Solar+wind self-sufficient country residence	Sweden
2024	Ongrid	Autonomous residence with EV	Slovakia



**Reliable power and energy for everyone, everywhere**







# Built to last



All our products are designed and manufactured in our factory in Sion in Switzerland and come with an exceptional warranty of 10 years.

Studer Innotec SA  
Rue des Casernes 57  
1950 Sion, Switzerland  
+41 (0)27 205 60 80  
[info@studer-innotec.com](mailto:info@studer-innotec.com)

ISO certified factory  
9001:2020/14001:2020.

September 2024 – v1.4  
© All rights reserved Studer Innotec SA.  
May change without notice



Cover: Rural minigrid in Nepal, photo by RIDS-Nepal  
Here: Zermatt village at the foot of the Matterhorn mountain, close to Studer factory

